



**Continuous Quality Improvement (CQI) of MS3
Psychiatry Clerkship
AY 2021-2022 (12/8/2021)**

The following CQI and site comparability report contains detailed information for the Psychiatry Clerkship. Descriptions of quality and comparability benchmarks are located at the beginning of each part of this report.

Part 1: Student Evaluation of MS3 Clerkships / Quality & Site Comparability

Quality Benchmark for Clerkship & Site: Highlighted (green) cells indicate the mean is ≥ 3.0 ; highlighted (red) cells indicate the mean is < 3.0 .

Comparability Benchmark: A mean score for a clinical site that is ≥ 0.5 points **below** the entire clerkship mean score is flagged for concern by a (red) highlight.

Psychiatry Overall:

| Item | Number of Students | Average Rating |
|---|--------------------|----------------|
| Provided clear learning objectives, expectations and grading criteria at the start of the rotation. | 28 | 3.04 |
| Oriented me to how the clinical site(s) worked during this clerkship and clarified to me my role as a student at the site(s). | 28 | 2.86 |
| Provided a site faculty leader who was committed to student learning and responded to student concerns. | 28 | 3.25 |
| Provided a clerkship director who was committed to student learning and responded to student concerns. | 25 | 3.36 |
| Ensured that I was treated like a valuable member of the team. | 28 | 3.04 |
| Assigned me work tasks relevant to patient care and clerkship learning objectives. | 28 | 2.96 |
| Made sure that I had clinical supervision whenever I needed it. | 27 | 3.15 |
| Integrated relevant basic science content (i.e., pharmacology, biochemistry, anatomy, physiology, pathology, etc.) into the clerkship. | 28 | 3.25 |
| Graded me fairly, based on accurate assessment of my performance, free of bias. | 25 | 3.32 |
| Ensured that my assigned clinical site(s) provided a positive learning experience. | 28 | 3.00 |
| Fostered my growth and development as a physician-in-training. | 28 | 3.07 |
| Improve my clinical skills (e.g., history, physical, procedures) and care for my patients independently. (Patient Care) | 28 | 3.04 |
| Expand my knowledge of core topics in this field. (Knowledge for Practice) | 28 | 3.29 |
| Improve my clinical reasoning (e.g., differential diagnosis, diagnostic/ management plans). (Practice-based Learning & Improvement) | 28 | 3.07 |
| Improve how I exchange information to effectively collaborate with patients, their families, and health professionals. (Interpersonal & Communication Skills) | 28 | 3.18 |
| Carry out professional responsibilities and adhere to ethical principles. (Professionalism) | 27 | 3.37 |
| Learn about the larger context and system of health care. (Systems-based Practice) | 27 | 3.19 |
| Engage in an interprofessional team that optimized safe, effective patient- and population-centered care. (Interpersonal & Communication Skills) | 27 | 3.33 |
| Develop the qualities required to sustain lifelong personal and professional growth. (Personal & Professional Development) | 27 | 3.15 |
| Provided a clerkship coordinator who was committed to student learning and responded to student concerns. | 25 | 3.16 |
| Grand Total | 28 | 3.15 |

Highlighted (red) cells indicate the item has been “flagged.” Items 1, 3, & 4 in the table below are flagged if the values are <100%, item 2 is flagged if the value is <95%, and item 5 is flagged if the value is > 0%.

| Question Items | Number of Students | Number of "Yes" | Percent "Yes" |
|--|--------------------|-----------------|---------------|
| A faculty member provided me with mid-clerkship feedback during this clerkship. | 26 | 22 | 85% |
| If I did receive mid-clerkship feedback, the faculty member who conducted the feedback session had direct knowledge of my performance. | 20 | 19 | 95% |
| I was observed performing the relevant portions of a patient history and physical examination during the required observed clinical encounter (OCE) during this clerkship. | 26 | 25 | 96% |
| All faculty, staff, students, trainees and patients were treated equitably and respectfully during this rotation no matter their race, ethnicity, country of origin, disabilities, gender, age, sexual and gender identification, religion or economic backgro | 26 | 25 | 96% |
| At any time during this clerkship, did you experience mistreatment by a faculty member, by another institution employee or staff member, or by a fellow student? (Please do not include behaviors exhibited by patients.) | 26 | 4 | 15% |

Psychiatry by Site:

Quality Benchmark for Clerkship & Site: A cumulative rating of <3.0 on any item is flagged for concern by a (red) dot.

Comparability Benchmark: A mean score for a clinical site that is ≥0.5 points below the entire clerkship mean score is flagged for concern by a (red) dot.

***The question marked by a gold star indicates a **global rating question**.



| Clerkship/ Site | Provided clear learning objectives, expectations and grading | | | | Oriented me to how the clinical site(s) worked during this | | | |
|---|--|----------------|---------|---------------|--|----------------|---------|---------------|
| | Number of Students | Average Rating | Quality | Comparability | Number of Students | Average Rating | Quality | Comparability |
| Psychiatry | 26 | 3.12 | ● | ● | 26 | 2.92 | ● | ● |
| Riverside University Hospital System (OP) / Kaiser Riverside (IP) | 1 | 4.00 | ● | ● | 1 | 4.00 | ● | ● |
| Riverside University Hospital System (OP) / Pacific Grove Hospital (IP) | 1 | 4.00 | ● | ● | 1 | 3.00 | ● | ● |
| Riverside University Hospital System (OP) / Patton State Hospital (IP) | 2 | 3.00 | ● | ● | 2 | 2.50 | ● | ● |
| Tri City Mental Health (OP) / Patton State Hospital (IP) | 6 | 3.17 | ● | ● | 6 | 2.67 | ● | ● |
| UCR Health (OP) / Aurora Charter Oak (IP) | 6 | 3.17 | ● | ● | 6 | 2.83 | ● | ● |
| UCR Health (OP) / Kaiser Riverside (IP) | 1 | 1.00 | ● | ● | 1 | 2.00 | ● | ● |
| UCR Health (OP) / Pacific Grove Hospital (IP) | 6 | 3.00 | ● | ● | 6 | 3.17 | ● | ● |
| UCR Health (OP) / Patton State Hospital (IP) | 3 | 3.33 | ● | ● | 3 | 3.33 | ● | ● |

| Clerkship/ Site | Provided a site faculty leader who was committed to student learning and responded to student concerns. | | | | Provided a clerkship director who was committed to student learning and responded to student concerns. | | | |
|---|---|----------------|---------|---------------|--|----------------|---------|---------------|
| | Number of Students | Average Rating | Quality | Comparability | Number of Students | Average Rating | Quality | Comparability |
| Psychiatry | 26 | 3.27 | ● | ● | 25 | 3.39 | ● | ● |
| Riverside University Hospital System (OP) / Kaiser Riverside (IP) | 1 | 4.00 | ● | ● | 1 | 4.00 | ● | ● |
| Riverside University Hospital System (OP) / Pacific Grove Hospital (IP) | 1 | 4.00 | ● | ● | 1 | 4.00 | ● | ● |
| Riverside University Hospital System (OP) / Patton State Hospital (IP) | 2 | 2.50 | ● | ● | 2 | 3.00 | ● | ● |
| Tri City Mental Health (OP) / Patton State Hospital (IP) | 6 | 3.17 | ● | ● | 5 | 3.60 | ● | ● |
| UCR Health (OP) / Aurora Charter Oak (IP) | 6 | 3.17 | ● | ● | 6 | 3.17 | ● | ● |
| UCR Health (OP) / Kaiser Riverside (IP) | 1 | 4.00 | ● | ● | 1 | 4.00 | ● | ● |
| UCR Health (OP) / Pacific Grove Hospital (IP) | 6 | 3.33 | ● | ● | 5 | 3.20 | ● | ● |
| UCR Health (OP) / Patton State Hospital (IP) | 3 | 3.33 | ● | ● | 2 | 3.50 | ● | ● |

| Clerkship/ Site | Provided a clerkship coordinator who was committed to student learning and responded to student concerns. | | | | Ensured that I was treated like a valuable member of the team. | | | |
|---|---|----------------|---------|---------------|--|----------------|---------|---------------|
| | Number of Students | Average Rating | Quality | Comparability | Number of Students | Average Rating | Quality | Comparability |
| Psychiatry | 25 | 3.17 | ● | ● | 26 | 3.15 | ● | ● |
| Riverside University Hospital System (OP) / Kaiser Riverside (IP) | 1 | 4.00 | ● | ● | 1 | 4.00 | ● | ● |
| Riverside University Hospital System (OP) / Pacific Grove Hospital (IP) | 1 | 4.00 | ● | ● | 1 | 4.00 | ● | ● |
| Riverside University Hospital System (OP) / Patton State Hospital (IP) | 2 | 2.50 | ● | ● | 2 | 2.50 | ● | ● |
| Tri City Mental Health (OP) / Patton State Hospital (IP) | 5 | 3.00 | ● | ● | 6 | 3.00 | ● | ● |
| UCR Health (OP) / Aurora Charter Oak (IP) | 6 | 3.17 | ● | ● | 6 | 3.17 | ● | ● |
| UCR Health (OP) / Kaiser Riverside (IP) | 1 | 4.00 | ● | ● | 1 | 3.00 | ● | ● |
| UCR Health (OP) / Pacific Grove Hospital (IP) | 5 | 3.20 | ● | ● | 6 | 3.17 | ● | ● |
| UCR Health (OP) / Patton State Hospital (IP) | 2 | 3.00 | ● | ● | 3 | 3.33 | ● | ● |

| Clerkship/ Site | Assigned me work tasks relevant to patient care and clerkship learning objectives. | | | | Made sure that I had clinical supervision whenever I needed it. | | | |
|---|--|----------------|---------|---------------|---|----------------|---------|---------------|
| | Number of Students | Average Rating | Quality | Comparability | Number of Students | Average Rating | Quality | Comparability |
| Psychiatry | 25 | 3.04 | ● | ● | 25 | 3.20 | ● | ● |
| Riverside University Hospital System (OP) / Kaiser Riverside (IP) | 1 | 4.00 | ● | ● | 1 | 4.00 | ● | ● |
| Riverside University Hospital System (OP) / Pacific Grove Hospital (IP) | 1 | 4.00 | ● | ● | 1 | 4.00 | ● | ● |
| Riverside University Hospital System (OP) / Patton State Hospital (IP) | 2 | 1.00 | ● | ● | 2 | 1.50 | ● | ● |
| Tri City Mental Health (OP) / Patton State Hospital (IP) | 6 | 3.00 | ● | ● | 5 | 3.00 | ● | ● |
| UCR Health (OP) / Aurora Charter Oak (IP) | 6 | 3.17 | ● | ● | 6 | 3.50 | ● | ● |
| UCR Health (OP) / Kaiser Riverside (IP) | 1 | 4.00 | ● | ● | 1 | 4.00 | ● | ● |
| UCR Health (OP) / Pacific Grove Hospital (IP) | 6 | 3.00 | ● | ● | 6 | 3.17 | ● | ● |
| UCR Health (OP) / Patton State Hospital (IP) | 3 | 3.33 | ● | ● | 3 | 3.33 | ● | ● |

| Clerkship/ Site | Integrated relevant basic science content (i.e., pharmacology, biochemistry, anatomy, physiology, pathology, etc.) into the clerkship. | | | | Graded me fairly, based on accurate assessment of my performance, free of bias. | | | |
|---|--|----------------|---------|---------------|---|----------------|---------|---------------|
| | Number of Students | Average Rating | Quality | Comparability | Number of Students | Average Rating | Quality | Comparability |
| Psychiatry | 26 | 3.27 | ● | ● | 25 | 3.32 | ● | ● |
| Riverside University Hospital System (OP) / Kaiser Riverside (IP) | 1 | 4.00 | ● | ● | 1 | 4.00 | ● | ● |
| Riverside University Hospital System (OP) / Pacific Grove Hospital (IP) | 1 | 4.00 | ● | ● | 1 | 4.00 | ● | ● |
| Riverside University Hospital System (OP) / Patton State Hospital (IP) | 2 | 1.50 | ● | ● | 1 | 2.00 | ● | ● |
| Tri City Mental Health (OP) / Patton State Hospital (IP) | 6 | 3.17 | ● | ● | 6 | 3.33 | ● | ● |
| UCR Health (OP) / Aurora Charter Oak (IP) | 6 | 3.17 | ● | ● | 6 | 3.50 | ● | ● |
| UCR Health (OP) / Kaiser Riverside (IP) | 1 | 4.00 | ● | ● | 1 | 4.00 | ● | ● |
| UCR Health (OP) / Pacific Grove Hospital (IP) | 6 | 3.33 | ● | ● | 6 | 3.00 | ● | ● |
| UCR Health (OP) / Patton State Hospital (IP) | 3 | 4.00 | ● | ● | 3 | 3.33 | ● | ● |

| Clerkship/ Site | Ensured that my assigned clinical site(s) provided a positive learning experience. | | | | Fostered my growth and development as a physician-in-training. | | | |
|---|--|----------------|---------|---------------|--|----------------|---------|---------------|
| | Number of Students | Average Rating | Quality | Comparability | Number of Students | Average Rating | Quality | Comparability |
| Psychiatry | 26 | 3.08 | ● | ● | 26 | 3.15 | ● | ● |
| Riverside University Hospital System (OP) / Kaiser Riverside (IP) | 1 | 4.00 | ● | ● | 1 | 4.00 | ● | ● |
| Riverside University Hospital System (OP) / Pacific Grove Hospital (IP) | 1 | 4.00 | ● | ● | 1 | 4.00 | ● | ● |
| Riverside University Hospital System (OP) / Patton State Hospital (IP) | 2 | 1.50 | ● | ● | 2 | 1.50 | ● | ● |
| Tri City Mental Health (OP) / Patton State Hospital (IP) | 6 | 2.67 | ● | ● | 6 | 3.33 | ● | ● |
| UCR Health (OP) / Aurora Charter Oak (IP) | 6 | 3.50 | ● | ● | 6 | 3.17 | ● | ● |
| UCR Health (OP) / Kaiser Riverside (IP) | 1 | 4.00 | ● | ● | 1 | 4.00 | ● | ● |
| UCR Health (OP) / Pacific Grove Hospital (IP) | 6 | 2.83 | ● | ● | 6 | 3.00 | ● | ● |
| UCR Health (OP) / Patton State Hospital (IP) | 3 | 3.67 | ● | ● | 3 | 3.33 | ● | ● |

| Clerkship/ Site | Improve my clinical skills (e.g., history, physical, procedures) and care for my patients independently. (Patient Care) | | | | Expand my knowledge of core topics in this field. (Knowledge for Practice) | | | |
|---|---|----------------|---------|---------------|--|----------------|---------|---------------|
| | Number of Students | Average Rating | Quality | Comparability | Number of Students | Average Rating | Quality | Comparability |
| Psychiatry | 26 | 3.08 | ● | ● | 26 | 3.31 | ● | ● |
| Riverside University Hospital System (OP) / Kaiser Riverside (IP) | 1 | 4.00 | ● | ● | 1 | 4.00 | ● | ● |
| Riverside University Hospital System (OP) / Pacific Grove Hospital (IP) | 1 | 4.00 | ● | ● | 1 | 4.00 | ● | ● |
| Riverside University Hospital System (OP) / Patton State Hospital (IP) | 2 | 1.50 | ● | ● | 2 | 1.50 | ● | ● |
| Tri City Mental Health (OP) / Patton State Hospital (IP) | 6 | 3.17 | ● | ● | 6 | 3.33 | ● | ● |
| UCR Health (OP) / Aurora Charter Oak (IP) | 6 | 3.00 | ● | ● | 6 | 3.33 | ● | ● |
| UCR Health (OP) / Kaiser Riverside (IP) | 1 | 4.00 | ● | ● | 1 | 4.00 | ● | ● |
| UCR Health (OP) / Pacific Grove Hospital (IP) | 6 | 3.00 | ● | ● | 6 | 3.33 | ● | ● |
| UCR Health (OP) / Patton State Hospital (IP) | 3 | 3.33 | ● | ● | 3 | 3.67 | ● | ● |

| Clerkship/ Site | Improve my clinical reasoning (e.g., differential diagnosis, diagnostic/ management plans). (Practice-based Learning & Improvement) | | | | Improve how I exchange information to effectively collaborate with patients, their families, and health professionals. (Interpersonal & Communication Skills) | | | |
|---|---|----------------|---------|---------------|---|----------------|---------|---------------|
| | Number of Students | Average Rating | Quality | Comparability | Number of Students | Average Rating | Quality | Comparability |
| Psychiatry | 26 | 3.12 | ● | ● | 26 | 3.23 | ● | ● |
| Riverside University Hospital System (OP) / Kaiser Riverside (IP) | 1 | 4.00 | ● | ● | 1 | 4.00 | ● | ● |
| Riverside University Hospital System (OP) / Pacific Grove Hospital (IP) | 1 | 4.00 | ● | ● | 1 | 4.00 | ● | ● |
| Riverside University Hospital System (OP) / Patton State Hospital (IP) | 2 | 1.50 | ● | ● | 2 | 1.50 | ● | ● |
| Tri City Mental Health (OP) / Patton State Hospital (IP) | 6 | 3.00 | ● | ● | 6 | 3.33 | ● | ● |
| UCR Health (OP) / Aurora Charter Oak (IP) | 6 | 3.17 | ● | ● | 6 | 3.33 | ● | ● |
| UCR Health (OP) / Kaiser Riverside (IP) | 1 | 4.00 | ● | ● | 1 | 4.00 | ● | ● |
| UCR Health (OP) / Pacific Grove Hospital (IP) | 6 | 3.00 | ● | ● | 6 | 3.00 | ● | ● |
| UCR Health (OP) / Patton State Hospital (IP) | 3 | 3.67 | ● | ● | 3 | 3.67 | ● | ● |

| Clerkship/ Site | Carry out professional responsibilities and adhere to ethical principles. (Professionalism) | | | | Learn about the larger context and system of health care. (Systems-based Practice) | | | |
|---|---|----------------|---------|---------------|--|----------------|---------|---------------|
| | Number of Students | Average Rating | Quality | Comparability | Number of Students | Average Rating | Quality | Comparability |
| Psychiatry | 25 | 3.40 | ● | ● | 25 | 3.28 | ● | ● |
| Riverside University Hospital System (OP) / Kaiser Riverside (IP) | 1 | 4.00 | ● | ● | 1 | 4.00 | ● | ● |
| Riverside University Hospital System (OP) / Pacific Grove Hospital (IP) | 1 | 4.00 | ● | ● | 1 | 4.00 | ● | ● |
| Riverside University Hospital System (OP) / Patton State Hospital (IP) | 1 | 2.00 | ● | ● | 1 | 2.00 | ● | ● |
| Tri City Mental Health (OP) / Patton State Hospital (IP) | 6 | 3.50 | ● | ● | 6 | 3.33 | ● | ● |
| UCR Health (OP) / Aurora Charter Oak (IP) | 6 | 3.17 | ● | ● | 6 | 3.17 | ● | ● |
| UCR Health (OP) / Kaiser Riverside (IP) | 1 | 4.00 | ● | ● | 1 | 4.00 | ● | ● |
| UCR Health (OP) / Pacific Grove Hospital (IP) | 6 | 3.17 | ● | ● | 6 | 3.00 | ● | ● |
| UCR Health (OP) / Patton State Hospital (IP) | 3 | 4.00 | ● | ● | 3 | 3.67 | ● | ● |

| Clerkship/ Site | Engage in an interprofessional team that optimized safe, effective patient- and population-centered care. (Interpersonal & Communication Skills) | | | | Develop the qualities required to sustain lifelong personal and professional growth. (Personal & Professional Development) | | | |
|---|--|----------------|---------|---------------|--|----------------|---------|---------------|
| | Number of Students | Average Rating | Quality | Comparability | Number of Students | Average Rating | Quality | Comparability |
| Psychiatry | 26 | 3.35 | ● | ● | 26 | 3.15 | ● | ● |
| Riverside University Hospital System (OP) / Kaiser Riverside (IP) | 1 | 4.00 | ● | ● | 1 | 4.00 | ● | ● |
| Riverside University Hospital System (OP) / Pacific Grove Hospital (IP) | 1 | 4.00 | ● | ● | 1 | 4.00 | ● | ● |
| Riverside University Hospital System (OP) / Patton State Hospital (IP) | 2 | 2.00 | ● | ● | 2 | 1.50 | ● | ● |
| Tri City Mental Health (OP) / Patton State Hospital (IP) | 6 | 3.33 | ● | ● | 6 | 3.17 | ● | ● |
| UCR Health (OP) / Aurora Charter Oak (IP) | 6 | 3.33 | ● | ● | 6 | 3.17 | ● | ● |
| UCR Health (OP) / Kaiser Riverside (IP) | 1 | 4.00 | ● | ● | 1 | 4.00 | ● | ● |
| UCR Health (OP) / Pacific Grove Hospital (IP) | 6 | 3.33 | ● | ● | 6 | 3.17 | ● | ● |
| UCR Health (OP) / Patton State Hospital (IP) | 3 | 3.67 | ● | ● | 3 | 3.33 | ● | ● |

Mid-Clerkship Feedback by Site

Quality Benchmark for Clerkship & Site: <100% stating yes is flagged for concern by a (red) dot.

Comparability Benchmark: Same as quality benchmark

| | N | Percent "Yes" | Number "No" | Quality/Comparability |
|---|----|---------------|-------------|-----------------------|
| A faculty member provided me with mid-clerkship feedback during this clerkship. | 26 | 85% | 4 | ● |
| Psychiatry | 26 | 85% | 4 | ● |
| Riverside University Hospital System (OP) / Kaiser Riverside (IP) | 1 | 100% | 0 | ● |
| Riverside University Hospital System (OP) / Pacific Grove Hospital (IP) | 1 | 100% | 0 | ● |
| Riverside University Hospital System (OP) / Patton State Hospital (IP) | 2 | 100% | 0 | ● |
| Tri City Mental Health (OP) / Patton State Hospital (IP) | 6 | 67% | 2 | ● |
| UCR Health (OP) / Aurora Charter Oak (IP) | 6 | 83% | 1 | ● |
| UCR Health (OP) / Kaiser Riverside (IP) | 1 | 0% | 1 | ● |
| UCR Health (OP) / Pacific Grove Hospital (IP) | 6 | 100% | 0 | ● |
| UCR Health (OP) / Patton State Hospital (IP) | 3 | 100% | 0 | ● |

Quality Benchmark for Clerkship & Site: For the item below <95% stating yes is flagged for concern by a (red) dot.

Comparability Benchmark: Same as quality benchmark

| | N | Percent "Yes" | Number "No" | Quality/Comparability |
|--|----|---------------|-------------|-----------------------|
| If I did receive mid-clerkship feedback, the faculty member who conducted the feedback session had direct knowledge of my performance. | 20 | 95% | 1 | ● |
| Psychiatry | 20 | 95% | 1 | ● |
| Riverside University Hospital System (OP) / Kaiser Riverside (IP) | 1 | 100% | 0 | ● |
| Riverside University Hospital System (OP) / Pacific Grove Hospital (IP) | 1 | 100% | 0 | ● |
| Riverside University Hospital System (OP) / Patton State Hospital (IP) | 1 | 100% | 0 | ● |
| Tri City Mental Health (OP) / Patton State Hospital (IP) | 4 | 100% | 0 | ● |
| UCR Health (OP) / Aurora Charter Oak (IP) | 4 | 75% | 1 | ● |
| UCR Health (OP) / Pacific Grove Hospital (IP) | 6 | 100% | 0 | ● |
| UCR Health (OP) / Patton State Hospital (IP) | 3 | 100% | 0 | ● |

Observed Clinical Encounter by Site

Quality Benchmark for Clerkship & Site: <100% stating yes is flagged for concern by a (red) dot.

Comparability Benchmark: Same as quality benchmark

| | N | Percent "Yes" | Number "No" | Quality/Comparability |
|--|----|---------------|-------------|-----------------------|
| I was observed performing the relevant portions of a patient history and physical examination during the required observed clinical encounter (OCE) during this clerkship. | 26 | 96% | 1 | ● |
| Psychiatry | 26 | 96% | 1 | ● |
| Riverside University Hospital System (OP) / Kaiser Riverside (IP) | 1 | 100% | 0 | ● |
| Riverside University Hospital System (OP) / Pacific Grove Hospital (IP) | 1 | 100% | 0 | ● |
| Riverside University Hospital System (OP) / Patton State Hospital (IP) | 2 | 50% | 1 | ● |
| Tri City Mental Health (OP) / Patton State Hospital (IP) | 6 | 100% | 0 | ● |
| UCR Health (OP) / Aurora Charter Oak (IP) | 6 | 100% | 0 | ● |
| UCR Health (OP) / Kaiser Riverside (IP) | 1 | 100% | 0 | ● |
| UCR Health (OP) / Pacific Grove Hospital (IP) | 6 | 100% | 0 | ● |
| UCR Health (OP) / Patton State Hospital (IP) | 3 | 100% | 0 | ● |

Learning Environment by Site

Quality Benchmark for Clerkship & Site: <100% stating yes is flagged for concern by a (red) dot.

Comparability Benchmark: Same as quality benchmark

| | N | Percent "Yes" | Number "No" | Quality/Comparability |
|--|----|---------------|-------------|-----------------------|
| All faculty, staff, students, trainees and patients were treated equitably and respectfully during this rotation no matter their race, ethnicity, country of origin, disabilities, gender, age, sexual and gender identification, religion or economic backgro | 26 | 96% | 1 | ● |
| Psychiatry | 26 | 96% | 1 | ● |
| Riverside University Hospital System (OP) / Kaiser Riverside (IP) | 1 | 100% | 0 | ● |
| Riverside University Hospital System (OP) / Pacific Grove Hospital (IP) | 1 | 100% | 0 | ● |
| Riverside University Hospital System (OP) / Patton State Hospital (IP) | 2 | 100% | 0 | ● |
| Tri City Mental Health (OP) / Patton State Hospital (IP) | 6 | 100% | 0 | ● |
| UCR Health (OP) / Aurora Charter Oak (IP) | 6 | 100% | 0 | ● |
| UCR Health (OP) / Kaiser Riverside (IP) | 1 | 100% | 0 | ● |
| UCR Health (OP) / Pacific Grove Hospital (IP) | 6 | 83% | 1 | ● |
| UCR Health (OP) / Patton State Hospital (IP) | 3 | 100% | 0 | ● |

Mistreatment by Site

Quality Benchmark for Clerkship & Site: >0% stating yes is flagged for concern by a (red) dot.


Comparability Benchmark: Same as quality benchmark


| | N | Percent "Yes" | Number "No" | Quality/Comparability |
|---|----|---------------|-------------|-----------------------|
| At any time during this clerkship, did you experience mistreatment by a faculty member, by another institution employee or staff member, or by a fellow student? (Please do not include behaviors exhibited by patients.) | 26 | 15% | 22 | ● |
| Psychiatry | 26 | 15% | 22 | ● |
| Riverside University Hospital System (OP) / Kaiser Riverside (IP) | 1 | 0% | 1 | ● |
| Riverside University Hospital System (OP) / Pacific Grove Hospital (IP) | 1 | 0% | 1 | ● |
| Riverside University Hospital System (OP) / Patton State Hospital (IP) | 2 | 0% | 2 | ● |
| Tri City Mental Health (OP) / Patton State Hospital (IP) | 6 | 17% | 5 | ● |
| UCR Health (OP) / Aurora Charter Oak (IP) | 6 | 17% | 5 | ● |
| UCR Health (OP) / Kaiser Riverside (IP) | 1 | 0% | 1 | ● |
| UCR Health (OP) / Pacific Grove Hospital (IP) | 6 | 33% | 4 | ● |
| UCR Health (OP) / Patton State Hospital (IP) | 3 | 0% | 3 | ● |

Part 2: Aggregated MS3 Student Evaluation of Clinical Teaching – Inpatient and/or Outpatient Teaching / Quality & Site Comparability

Quality Benchmark for Clerkship & Site: A cumulative rating of <3.0 (bottom two quintiles – Bottom 40% of teachers) on the **global rating item** is flagged for concern by a (red) dot. The **global rating item** contains a 1-5 scale from poor (1) to excellent (5). A cumulative rating of <3.0 on all other items are flagged for concern by a (red) dot. All other items contain a 1-4 scale from unsatisfactory (1) to excellent (4).

Comparability Benchmark: A mean score for a clinical site that is ≥ 0.5 below the overall clerkship mean score is flagged for concern by a (red) dot.

***The question marked by a gold star indicates a **global rating question**. 

| | On a scale of 1-5, I would rate my experience with this teacher as  | | | | conveyed their expectations. | | | | demonstrated interest in teaching and allotted time for it. | | | |
|---|--|-----------|---------|--------------|------------------------------|-----------|---------|--------------|---|-----------|---------|--------------|
| | Average | n= | Quality | Comarability | Average | n= | Quality | Comarability | Average | n= | Quality | Comarability |
| Aurora Charter Oak (IP) | | | | | | | | | | | | |
| Faculty | 5.00 | 1 | ● | ● | 4.00 | 1 | ● | ● | 4.00 | 1 | ● | ● |
| Aurora Charter Oak (IP) Total | 5.00 | 1 | ● | ● | 4.00 | 1 | ● | ● | 4.00 | 1 | ● | ● |
| Kaiser – Riverside | | | | | | | | | | | | |
| Faculty | 5.00 | 1 | ● | ● | 4.00 | 1 | ● | ● | 4.00 | 1 | ● | ● |
| Kaiser – Riverside Total | 5.00 | 1 | ● | ● | 4.00 | 1 | ● | ● | 4.00 | 1 | ● | ● |
| Kaiser Fontana/Ontario | | | | | | | | | | | | |
| Faculty | 4.17 | 4 | ● | ● | 3.67 | 4 | ● | ● | 3.50 | 4 | ● | ● |
| Kaiser Fontana/Ontario Total | 4.17 | 4 | ● | ● | 3.67 | 4 | ● | ● | 3.50 | 4 | ● | ● |
| Pacific Grove Hospital (IP) | | | | | | | | | | | | |
| Faculty | 4.50 | 4 | ● | ● | 3.75 | 4 | ● | ● | 3.75 | 4 | ● | ● |
| Resident | 5.00 | 1 | ● | ● | 4.00 | 1 | ● | ● | 4.00 | 1 | ● | ● |
| Pacific Grove Hospital (IP) Total | 4.60 | 4 | ● | ● | 3.80 | 4 | ● | ● | 3.80 | 4 | ● | ● |
| Patton State Hospital (IP) | | | | | | | | | | | | |
| Faculty | 4.00 | 1 | ● | ● | 3.00 | 1 | ● | ● | 2.00 | 1 | ● | ● |
| Resident | 5.00 | 1 | ● | ● | 4.00 | 1 | ● | ● | 4.00 | 1 | ● | ● |
| Patton State Hospital (IP) Total | 4.50 | 2 | ● | ● | 3.50 | 2 | ● | ● | 3.00 | 2 | ● | ● |
| Riverside University Health System | | | | | | | | | | | | |
| Faculty | 5.00 | 1 | ● | ● | 4.00 | 1 | ● | ● | 4.00 | 1 | ● | ● |
| Riverside University Health System Total | 5.00 | 1 | ● | ● | 4.00 | 1 | ● | ● | 4.00 | 1 | ● | ● |
| Tri City Mental Health (OP) | | | | | | | | | | | | |
| Faculty | 5.00 | 2 | ● | ● | 4.00 | 2 | ● | ● | 4.00 | 2 | ● | ● |
| Tri City Mental Health (OP) Total | 5.00 | 2 | ● | ● | 4.00 | 2 | ● | ● | 4.00 | 2 | ● | ● |
| UCR – Citrus Tower | | | | | | | | | | | | |
| Faculty | 4.69 | 8 | ● | ● | 3.82 | 8 | ● | ● | 4.00 | 8 | ● | ● |
| Resident | 5.00 | 2 | ● | ● | 4.00 | 2 | ● | ● | 4.00 | 2 | ● | ● |
| UCR – Citrus Tower Total | 4.73 | 8 | ● | ● | 3.85 | 8 | ● | ● | 4.00 | 8 | ● | ● |
| All Sites | 4.64 | 16 | ● | ● | 3.81 | 16 | ● | ● | 3.81 | 16 | ● | ● |

| | encouraged students to formulate and pursue learning goals. | | | | consistently demonstrated how to perform clinical skills and gave students adequate supervision. | | | | actively engaged students in discussion. | | | |
|---|---|-----------|---------|--------------|--|-----------|---------|--------------|--|-----------|---------|--------------|
| | Average | n= | Quality | Comarability | Average | n= | Quality | Comarability | Average | n= | Quality | Comarability |
| Aurora Charter Oak (IP) | | | | | | | | | | | | |
| Faculty | 4.00 | 1 | ● | ● | 4.00 | 1 | ● | ● | 4.00 | 1 | ● | ● |
| Aurora Charter Oak (IP) Total | 4.00 | 1 | ● | ● | 4.00 | 1 | ● | ● | 4.00 | 1 | ● | ● |
| Kaiser – Riverside | | | | | | | | | | | | |
| Faculty | 4.00 | 1 | ● | ● | 4.00 | 1 | ● | ● | 4.00 | 1 | ● | ● |
| Kaiser – Riverside Total | 4.00 | 1 | ● | ● | 4.00 | 1 | ● | ● | 4.00 | 1 | ● | ● |
| Kaiser Fontana/Ontario | | | | | | | | | | | | |
| Faculty | 3.67 | 4 | ● | ● | 3.67 | 4 | ● | ● | 3.67 | 4 | ● | ● |
| Kaiser Fontana/Ontario Total | 3.67 | 4 | ● | ● | 3.67 | 4 | ● | ● | 3.67 | 4 | ● | ● |
| Pacific Grove Hospital (IP) | | | | | | | | | | | | |
| Faculty | 3.75 | 4 | ● | ● | 3.75 | 4 | ● | ● | 3.50 | 4 | ● | ● |
| Resident | 4.00 | 1 | ● | ● | 4.00 | 1 | ● | ● | 4.00 | 1 | ● | ● |
| Pacific Grove Hospital (IP) Total | 3.80 | 4 | ● | ● | 3.80 | 4 | ● | ● | 3.60 | 4 | ● | ● |
| Patton State Hospital (IP) | | | | | | | | | | | | |
| Faculty | 4.00 | 1 | ● | ● | 2.00 | 1 | ● | ● | 3.00 | 1 | ● | ● |
| Resident | 4.00 | 1 | ● | ● | 4.00 | 1 | ● | ● | 4.00 | 1 | ● | ● |
| Patton State Hospital (IP) Total | 4.00 | 2 | ● | ● | 3.00 | 2 | ● | ● | 3.50 | 2 | ● | ● |
| Riverside University Health System | | | | | | | | | | | | |
| Faculty | 4.00 | 1 | ● | ● | 4.00 | 1 | ● | ● | 4.00 | 1 | ● | ● |
| Riverside University Health System Total | 4.00 | 1 | ● | ● | 4.00 | 1 | ● | ● | 4.00 | 1 | ● | ● |
| Tri City Mental Health (OP) | | | | | | | | | | | | |
| Faculty | 4.00 | 2 | ● | ● | 4.00 | 1 | ● | ● | 3.50 | 2 | ● | ● |
| Tri City Mental Health (OP) Total | 4.00 | 2 | ● | ● | 4.00 | 1 | ● | ● | 3.50 | 2 | ● | ● |
| UCR – Citrus Tower | | | | | | | | | | | | |
| Faculty | 4.00 | 8 | ● | ● | 3.91 | 8 | ● | ● | 3.91 | 8 | ● | ● |
| Resident | 4.00 | 2 | ● | ● | 4.00 | 2 | ● | ● | 4.00 | 2 | ● | ● |
| UCR – Citrus Tower Total | 4.00 | 8 | ● | ● | 3.92 | 8 | ● | ● | 3.92 | 8 | ● | ● |
| All Sites | 3.90 | 16 | ● | ● | 3.80 | 16 | ● | ● | 3.77 | 16 | ● | ● |

| | asked students questions aimed at increasing their understanding. | | | | gave frequent constructive feedback. | | | | showed support and respect for students and all others. | | | |
|---|---|-----------|---------|--------------|--------------------------------------|-----------|---------|--------------|---|-----------|---------|--------------|
| | Average | n= | Quality | Comarability | Average | n= | Quality | Comarability | Average | n= | Quality | Comarability |
| Aurora Charter Oak (IP) | | | | | | | | | | | | |
| Faculty | 4.00 | 1 | ● | ● | 4.00 | 1 | ● | ● | 4.00 | 1 | ● | ● |
| Aurora Charter Oak (IP) Total | 4.00 | 1 | ● | ● | 4.00 | 1 | ● | ● | 4.00 | 1 | ● | ● |
| Kaiser - Riverside | | | | | | | | | | | | |
| Faculty | 4.00 | 1 | ● | ● | 4.00 | 1 | ● | ● | 4.00 | 1 | ● | ● |
| Kaiser - Riverside Total | 4.00 | 1 | ● | ● | 4.00 | 1 | ● | ● | 4.00 | 1 | ● | ● |
| Kaiser Fontana/Ontario | | | | | | | | | | | | |
| Faculty | 3.67 | 4 | ● | ● | 3.67 | 4 | ● | ● | 3.83 | 4 | ● | ● |
| Kaiser Fontana/Ontario Total | 3.67 | 4 | ● | ● | 3.67 | 4 | ● | ● | 3.83 | 4 | ● | ● |
| Pacific Grove Hospital (IP) | | | | | | | | | | | | |
| Faculty | 3.75 | 4 | ● | ● | 3.75 | 4 | ● | ● | 3.75 | 4 | ● | ● |
| Resident | 4.00 | 1 | ● | ● | 4.00 | 1 | ● | ● | 4.00 | 1 | ● | ● |
| Pacific Grove Hospital (IP) Total | 3.80 | 4 | ● | ● | 3.80 | 4 | ● | ● | 3.80 | 4 | ● | ● |
| Patton State Hospital (IP) | | | | | | | | | | | | |
| Faculty | 3.00 | 1 | ● | ● | 2.00 | 1 | ● | ● | 4.00 | 1 | ● | ● |
| Resident | 4.00 | 1 | ● | ● | 4.00 | 1 | ● | ● | 4.00 | 1 | ● | ● |
| Patton State Hospital (IP) Total | 3.50 | 2 | ● | ● | 3.00 | 2 | ● | ● | 4.00 | 2 | ● | ● |
| Riverside University Health System | | | | | | | | | | | | |
| Faculty | 4.00 | 1 | ● | ● | 4.00 | 1 | ● | ● | 4.00 | 1 | ● | ● |
| Riverside University Health System Total | 4.00 | 1 | ● | ● | 4.00 | 1 | ● | ● | 4.00 | 1 | ● | ● |
| Tri City Mental Health (OP) | | | | | | | | | | | | |
| Faculty | 3.00 | 1 | ● | ● | 4.00 | 2 | ● | ● | 4.00 | 2 | ● | ● |
| Tri City Mental Health (OP) Total | 3.00 | 1 | ● | ● | 4.00 | 2 | ● | ● | 4.00 | 2 | ● | ● |
| UCR - Citrus Tower | | | | | | | | | | | | |
| Faculty | 4.00 | 8 | ● | ● | 3.82 | 8 | ● | ● | 3.73 | 8 | ● | ● |
| Resident | 4.00 | 2 | ● | ● | 4.00 | 2 | ● | ● | 4.00 | 2 | ● | ● |
| UCR - Citrus Tower Total | 4.00 | 8 | ● | ● | 3.85 | 8 | ● | ● | 3.77 | 8 | ● | ● |
| All Sites | 3.83 | 16 | ● | ● | 3.77 | 16 | ● | ● | 3.84 | 16 | ● | ● |

| | created a safe learning environment. | | | | This teacher served as a role model of a health professional students would like to become. | | | |
|---|--------------------------------------|-----------|---------|--------------|---|-----------|---------|--------------|
| | Average | n= | Quality | Comarability | Average | n= | Quality | Comarability |
| Aurora Charter Oak (IP) | | | | | | | | |
| Faculty | 4.00 | 1 | ● | ● | 4.00 | 1 | ● | ● |
| Aurora Charter Oak (IP) Total | 4.00 | 1 | ● | ● | 4.00 | 1 | ● | ● |
| Kaiser – Riverside | | | | | | | | |
| Faculty | 4.00 | 1 | ● | ● | 4.00 | 1 | ● | ● |
| Kaiser – Riverside Total | 4.00 | 1 | ● | ● | 4.00 | 1 | ● | ● |
| Kaiser Fontana/Ontario | | | | | | | | |
| Faculty | 3.83 | 4 | ● | ● | 3.67 | 4 | ● | ● |
| Kaiser Fontana/Ontario Total | 3.83 | 4 | ● | ● | 3.67 | 4 | ● | ● |
| Pacific Grove Hospital (IP) | | | | | | | | |
| Faculty | 3.75 | 4 | ● | ● | 3.75 | 4 | ● | ● |
| Resident | 4.00 | 1 | ● | ● | 4.00 | 1 | ● | ● |
| Pacific Grove Hospital (IP) Total | 3.80 | 4 | ● | ● | 3.80 | 4 | ● | ● |
| Patton State Hospital (IP) | | | | | | | | |
| Faculty | 4.00 | 1 | ● | ● | 4.00 | 1 | ● | ● |
| Resident | 4.00 | 1 | ● | ● | 4.00 | 1 | ● | ● |
| Patton State Hospital (IP) Total | 4.00 | 2 | ● | ● | 4.00 | 2 | ● | ● |
| Riverside University Health System | | | | | | | | |
| Faculty | 4.00 | 1 | ● | ● | 4.00 | 1 | ● | ● |
| Riverside University Health System Total | 4.00 | 1 | ● | ● | 4.00 | 1 | ● | ● |
| Tri City Mental Health (OP) | | | | | | | | |
| Faculty | 4.00 | 2 | ● | ● | 4.00 | 2 | ● | ● |
| Tri City Mental Health (OP) Total | 4.00 | 2 | ● | ● | 4.00 | 2 | ● | ● |
| UCR – Citrus Tower | | | | | | | | |
| Faculty | 3.73 | 8 | ● | ● | 3.73 | 8 | ● | ● |
| Resident | 4.00 | 2 | ● | ● | 4.00 | 2 | ● | ● |
| UCR – Citrus Tower Total | 3.77 | 8 | ● | ● | 3.77 | 8 | ● | ● |
| All Sites | 3.84 | 16 | ● | ● | 3.81 | 16 | ● | ● |

Part 3: MS3 Required Clinical Encounter Logs / Quality & Site Comparability

Psychiatry: Monitoring Required Clinical Experiences for the Clerkship and Each Site

Quality Benchmark for Clerkship and Site: A cell with ≤ 75% of all students reported encountering a live patient with this condition/procedure is highlighted (red) for concern.

Comparability Benchmark: Same as quality benchmark

| Live Encounters | Riverside University Hospital System (OP) / Kaiser Riverside (IP) | | Riverside University Hospital System (OP) / Pacific Grove Hospital (IP) | | Riverside University Hospital System (OP) / Patton State Hospital (IP) | |
|--------------------------------------|---|------------|---|------------|--|------------|
| | Number of Students | % Complete | Number of Students | % Complete | Number of Students | % Complete |
| Diagnosis | | | | | | |
| Anxiety Disorder | 1 | 100% | 1 | 100% | 2 | 100% |
| Bipolar Disorder | 1 | 100% | 1 | 100% | 2 | 100% |
| Depression | 1 | 100% | 1 | 100% | 2 | 100% |
| Personality Disorder | 1 | 100% | 1 | 100% | 2 | 100% |
| Schizophrenia and Psychotic disorder | 1 | 100% | 1 | 100% | 2 | 100% |
| Stress or Trauma related disorder | 1 | 100% | 1 | 100% | 2 | 100% |
| Substance use and abuse disorder | 1 | 100% | 1 | 100% | 2 | 100% |
| Suicidal ideation | 1 | 100% | 1 | 100% | 2 | 100% |

| Live Encounters | Tri City Mental Health (OP) / Patton State Hospital (IP) | | UCR Health (OP) / Aurora Charter Oak (IP) | | UCR Health (OP) / Kaiser Riverside (IP) | |
|--------------------------------------|--|------------|---|------------|---|------------|
| | Number of Students | % Complete | Number of Students | % Complete | Number of Students | % Complete |
| Diagnosis | | | | | | |
| Anxiety Disorder | 6 | 100% | 6 | 100% | 1 | 100% |
| Bipolar Disorder | 6 | 100% | 6 | 100% | 1 | 100% |
| Depression | 6 | 100% | 6 | 100% | 1 | 100% |
| Personality Disorder | 6 | 100% | 6 | 100% | 1 | 100% |
| Schizophrenia and Psychotic disorder | 6 | 100% | 6 | 100% | 1 | 100% |
| Stress or Trauma related disorder | 6 | 100% | 6 | 100% | 1 | 100% |
| Substance use and abuse disorder | 6 | 83% | 6 | 100% | 1 | 100% |
| Suicidal ideation | 6 | 100% | 6 | 100% | 1 | 100% |

| Live Encounters | UCR Health (OP) / Pacific Grove Hospital (IP) | | UCR Health (OP) / Patton State Hospital (IP) | | Total Number of Students | Total % Complete |
|--------------------------------------|---|------------|--|------------|--------------------------|------------------|
| | Number of Students | % Complete | Number of Students | % Complete | | |
| Diagnosis | | | | | | |
| Anxiety Disorder | 6 | 100% | 4 | 100% | 26 | 104% |
| Bipolar Disorder | 6 | 100% | 4 | 100% | 26 | 104% |
| Depression | 6 | 100% | 4 | 100% | 26 | 104% |
| Personality Disorder | 6 | 100% | 4 | 100% | 26 | 104% |
| Schizophrenia and Psychotic disorder | 6 | 100% | 4 | 100% | 26 | 104% |
| Stress or Trauma related disorder | 6 | 83% | 4 | 75% | 26 | 96% |
| Substance use and abuse disorder | 6 | 100% | 4 | 75% | 26 | 96% |
| Suicidal ideation | 6 | 100% | 4 | 75% | 26 | 100% |

Psychiatry: Monitoring Student Completion of Logging By End of Clerkship

Quality Benchmark for Clerkship & Site: If 1 or more students did not log either a live patient or alternate experience for a specific requisite it is flagged for concern by a (red) "x".

Comparability Benchmark: N/A (See quality benchmark)

| Alternate Experiences | | | | | | | | | | | | | | | | |
|--------------------------------------|---|---|---|---|--|---|--|---|---|---|---|---|---|---|--|---|
| | Riverside University Hospital System (OP) / Kaiser Riverside (IP) | | Riverside University Hospital System (OP) / Pacific Grove Hospital (IP) | | Riverside University Hospital System (OP) / Patton State Hospital (IP) | | Tri City Mental Health (OP) / Patton State Hospital (IP) | | UCR Health (OP) / Aurora Charter Oak (IP) | | UCR Health (OP) / Kaiser Riverside (IP) | | UCR Health (OP) / Pacific Grove Hospital (IP) | | UCR Health (OP) / Patton State Hospital (IP) | |
| | 1 | | 1 | | 2 | | 6 | | 6 | | 1 | | 6 | | 4 | |
| Diagnosis | | | | | | | | | | | | | | | | |
| Anxiety Disorder | ✓ | 0 | ✓ | 0 | ✓ | 0 | ✓ | 0 | ✓ | 0 | ✓ | 0 | ✓ | 0 | ✓ | 0 |
| Bipolar Disorder | ✓ | 0 | ✓ | 0 | ✓ | 0 | ✓ | 0 | ✓ | 0 | ✓ | 0 | ✓ | 0 | ✓ | 0 |
| Depression | ✓ | 0 | ✓ | 0 | ✓ | 0 | ✓ | 0 | ✓ | 0 | ✓ | 0 | ✓ | 0 | ✓ | 0 |
| Personality Disorder | ✓ | 0 | ✓ | 0 | ✓ | 0 | ✓ | 0 | ✓ | 0 | ✓ | 0 | ✓ | 0 | ✓ | 0 |
| Schizophrenia and Psychotic disorder | ✓ | 0 | ✓ | 0 | ✓ | 0 | ✓ | 0 | ✓ | 0 | ✓ | 0 | ✓ | 0 | ✓ | 0 |
| Stress or Trauma related disorder | ✓ | 0 | ✓ | 0 | ✓ | 0 | ✓ | 0 | ✓ | 0 | ✓ | 0 | ✓ | 0 | ✗ | 1 |
| Substance use and abuse disorder | ✓ | 0 | ✓ | 0 | ✓ | 0 | ✓ | 0 | ✓ | 0 | ✓ | 0 | ✓ | 0 | ✗ | 1 |
| Suicidal ideation | ✓ | 0 | ✓ | 0 | ✓ | 0 | ✓ | 0 | ✓ | 0 | ✓ | 0 | ✓ | 0 | ✓ | 0 |

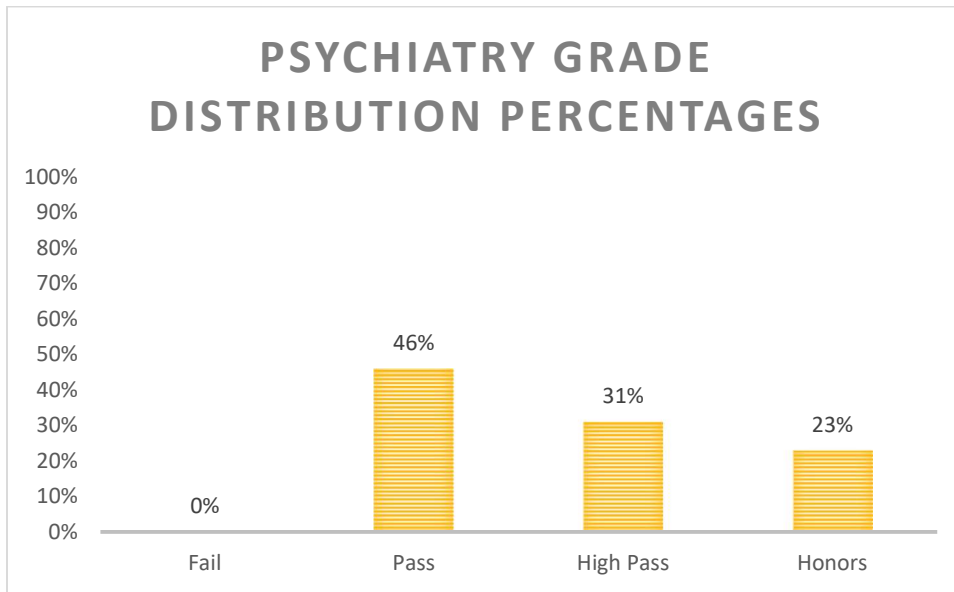
Part 4: MS3 Student Work Hour Logs / Quality & Site Comparability

Quality benchmark for Clerkship & Site: A clerkship site or clerkship reporting more than 80 hours per week by one or more students is flagged for concern by a (red) dot.

Comparability Benchmark: A $\geq \pm 15\%$ variation in the reported mean hours per week at a clinical site from the overall clerkship mean is flagged for concern by a (red) dot.

| | Number of Students | Max of Total Hours/ Week | Number of Students >80 Hours | Quality | Average of Total Hours | Site Mean [+/-15%] of Clerkship Mean |
|---|--------------------|--------------------------|------------------------------|---------|------------------------|--------------------------------------|
| Psychiatry | 25 | 49.5 | 0 | ● | 34.5 | ● |
| Aurora Charter Oak (IP) | 5 | 45 | 0 | ● | 40.7 | ● |
| Kaiser Riverside (IP) | 2 | 45 | 0 | ● | 42.3 | ● |
| Pacific Grove Hospital (IP) | 6 | 45 | 0 | ● | 31.1 | ● |
| Patton State Hospital (IP) | 12 | 45 | 0 | ● | 33.9 | ● |
| Riverside University Hospital System (OP) | 4 | 44 | 0 | ● | 28.0 | ● |
| Tri City Mental Health (OP) | 5 | 46.5 | 0 | ● | 37.6 | ● |
| UCR Health (OP) | 15 | 49.5 | 0 | ● | 33.9 | ● |
| Grand Total | 25 | 49.5 | 0 | ● | 34.5 | |

Part 5: MS3 Learner Evaluation Summary / Quality & Site Comparability



| PSYCHIATRY SITE GRADE DISTRIBUTION | | | | | |
|---|------------|------|-----------|--------|------------------------------|
| Sites | Incomplete | Pass | High Pass | Honors | N = Total Number of students |
| Tri City Mental Health (OP) / Patton State Hospital (IP) | 0 | 3 | 0 | 0 | 6 |
| UCR Health (OP) / Aurora Charter Oak (IP) | 0 | 0 | 3 | 0 | 6 |
| UCR Health (OP) / Kaiser Riverside (IP) | 0 | 0 | 0 | 1 | 1 |
| UCR Health (OP) / Pacific Grove Hospital (IP) | 0 | 1 | 1 | 1 | 6 |
| UCR Health (OP) / Patton State Hospital (IP) | 0 | 2 | 0 | 1 | 4 |
| Note: 12 students' grades are pending, and therefore not included in the analyses. | | | | | |
| Sites not included in analysis due to lacking data: Riverside Community Hospital / | | | | | |
| 0% OF STUDENTS FAILED THIS CLERKSHIP | | | | | |

Part 6: Timeliness of Grades

Quality Benchmark: LCME requires that all grades be visible to students prior to 6 weeks from the last day of the clerkship. For the psychiatry clerkship, the average time for students to receive grades is 5 weeks 6 days. Below is a graph that compares psychiatry to other required clerkships. Please note that this only captures grades that were completed prior to this report and it does not include date on those pending a grade as of 12/7/2021.

| Academic Year 2021-2022 | | | | | | |
|------------------------------|---|--|---------|---------|---|--|
| Availability of Final Grades | | Number of weeks it took for students to receive grades | | | Percentage of students who did not receive grades within 6 weeks. | |
| Year | Academic Year 2021-2022, May to November 2021 | Average | Minimum | Maximum | | |
| 3 | Psychiatry | 5w 6.5d | 5w 6d | 6w 0d | 0.0% | |

