



Continuous Quality Improvement (CQI) of MS3

Neurology Clerkship

AY 2021-2022 (12/8/2021)

The following CQI and site comparability report contains detailed information for the Neurology Clerkship. Descriptions of quality and comparability benchmarks are located at the beginning of each part of this report.

Part 1: Student Evaluation of MS3 Clerkships / Quality & Site Comparability

Quality Benchmark for Clerkship & Site: Highlighted (green) cells indicate the mean is ≥ 3.0 ; highlighted (red) cells indicate the mean is < 3.0 .

Comparability Benchmark: A mean score for a clinical site that is ≥ 0.5 points **below** the entire clerkship mean score is flagged for concern by a (red) highlight.

Neurology Overall:

Item	Number of Students	Average Rating
Assigned me work tasks relevant to patient care and clerkship learning objectives.	26	2.88
Carry out professional responsibilities and adhere to ethical principles. (Professionalism)	27	3.11
Develop the qualities required to sustain lifelong personal and professional growth. (Personal & Professional Development)	26	3.04
Engage in an interprofessional team that optimized safe, effective patient- and population-centered care. (Interpersonal & Communication Skills)	27	3.11
Ensured that I was treated like a valuable member of the team.	27	2.70
Ensured that my assigned clinical site(s) provided a positive learning experience.	26	2.92
Expand my knowledge of core topics in this field. (Knowledge for Practice)	27	3.04
Fostered my growth and development as a physician-in-training.	26	2.88
Graded me fairly, based on accurate assessment of my performance, free of bias.	24	2.96
Improve how I exchange information to effectively collaborate with patients, their families, and health professionals. (Interpersonal & Communication Skills)	27	3.22
Improve my clinical reasoning (e.g., differential diagnosis, diagnostic/ management plans). (Practice-based Learning & Improvement)	27	3.11
Improve my clinical skills (e.g., history, physical, procedures) and care for my patients independently. (Patient Care)	27	3.19
Integrated relevant basic science content (i.e., pharmacology, biochemistry, anatomy, physiology, pathology, etc.) into the clerkship.	26	2.96
Learn about the larger context and system of health care. (Systems-based Practice)	27	3.07
Made sure that I had clinical supervision whenever I needed it.	27	3.15
Oriented me to how the clinical site(s) worked during this clerkship and clarified to me my role as a student at the site(s).	27	2.70
Provided a clerkship coordinator who was committed to student learning and responded to student concerns.	26	2.65
Provided a clerkship director who was committed to student learning and responded to student concerns.	26	3.12
Provided a site faculty leader who was committed to student learning and responded to student concerns.	26	2.92
Provided clear learning objectives, expectations and grading criteria at the start of the rotation.	27	2.41
Grand Total	27	2.96

Highlighted (red) cells indicate the item has been “flagged.” Items 1, 3, & 4 in the table below are flagged if the values are <100%, item 2 is flagged if the value is <95%, and item 5 is flagged if the value is > 0%.

Question Items	Number of Students	Number of "Yes"	Percent "Yes"
A faculty member provided me with mid-clerkship feedback during this clerkship.	27	21	78%
If I did receive mid-clerkship feedback, the faculty member who conducted the feedback session had direct knowledge of my performance.	21	18	86%
I was observed performing the relevant portions of a patient history and physical examination during the required observed clinical encounter (OCE) during this clerkship.	27	25	93%
All faculty, staff, students, trainees and patients were treated equitably and respectfully during this rotation no matter their race, ethnicity, country of origin, disabilities, gender, age, sexual and gender identification, religion or economic backgro	27	25	93%
At any time during this clerkship, did you experience mistreatment by a faculty member, by another institution employee or staff member, or by a fellow student? (Please do not include behaviors exhibited by patients.)	27	2	7%

Neurology by Site:

Quality Benchmark for Clerkship & Site: A cumulative rating of <3.0 on any item is flagged for concern by a (red) dot.

Comparability Benchmark: A mean score for a clinical site that is ≥0.5 points below the entire clerkship mean score is flagged for concern by a (red) dot.

***The question marked by a gold star indicates a global rating question.



Clerkship/ Site	Provided clear learning objectives, expectations and grading criteria at the start of the rotation.				Oriented me to how the clinical site(s) worked during this clerkship and clarified to me my role as a student at the site(s).			
	Number of Students	Average Rating	Quality	Comparability	Number of Students	Average Rating	Quality	Comparability
Neurology	27	3.11	●	●	27	2.67	●	●
Desert Oasis/ Riverside Community Hospital	3	4.00	●	●	3	3.33	●	●
UCR Health/ Riverside Community Hospital	24	3.00	●	●	24	2.58	●	●

Clerkship/ Site	Provided a site faculty leader who was committed to student learning and responded to student concerns.				Provided a clerkship director who was committed to student learning and responded to student concerns.			
	Number of Students	Average Rating	Quality	Comparability	Number of Students	Average Rating	Quality	Comparability
Neurology	27	3.41	●	●	25	3.60	●	●
Desert Oasis/ Riverside Community Hospital	3	3.67	●	●	3	3.67	●	●
UCR Health/ Riverside Community Hospital	24	3.38	●	●	22	3.59	●	●

		Provided a clerkship coordinator who was committed to student learning and responded to student concerns.				Ensured that I was treated like a valuable member of the team.			
Clerkship/ Site		Number of Students	Average Rating	Quality	Comparability	Number of Students	Average Rating	Quality	Comparability
Neurology		25	3.48	●	●	27	3.15	●	●
Desert Oasis/ Riverside Community Hospital		3	4.00	●	●	3	4.00	●	●
UCR Health/ Riverside Community Hospital		22	3.41	●	●	24	3.04	●	●

		Assigned me work tasks relevant to patient care and clerkship learning objectives.				Made sure that I had clinical supervision whenever I needed it.			
Clerkship/ Site		Number of Students	Average Rating	Quality	Comparability	Number of Students	Average Rating	Quality	Comparability
Neurology		27	3.44	●	●	27	3.59	●	●
Desert Oasis/ Riverside Community Hospital		3	4.00	●	●	3	4.00	●	●
UCR Health/ Riverside Community Hospital		24	3.38	●	●	24	3.54	●	●

		Integrated relevant basic science content (i.e., pharmacology, biochemistry, anatomy, physiology, pathology, etc.) into the clerkship.				Graded me fairly, based on accurate assessment of my performance, free of bias.			
Clerkship/ Site		Number of Students	Average Rating	Quality	Comparability	Number of Students	Average Rating	Quality	Comparability
Neurology		27	3.56	●	●	24	3.29	●	●
Desert Oasis/ Riverside Community Hospital		3	4.00	●	●	3	4.00	●	●
UCR Health/ Riverside Community Hospital		24	3.50	●	●	21	3.19	●	●

		Ensured that my assigned clinical site(s) provided a positive learning experience.				Fostered my growth and development as a physician-in-training.			
Clerkship/ Site		Number of Students	Average Rating	Quality	Comparability	Number of Students	Average Rating	Quality	Comparability
Neurology		27	3.41	●	●	27	3.41	●	●
Desert Oasis/ Riverside Community Hospital		3	4.00	●	●	3	4.00	●	●
UCR Health/ Riverside Community Hospital		24	3.33	●	●	24	3.33	●	●



		Improve my clinical skills (e.g., history, physical, procedures) and care for my patients independently. (Patient Care)				Expand my knowledge of core topics in this field. (Knowledge for Practice)			
Clerkship/ Site		Number of Students	Average Rating	Quality	Comparability	Number of Students	Average Rating	Quality	Comparability
Neurology		27	3.19	●	●	27	3.41	●	●
Desert Oasis/ Riverside Community Hospital		3	3.33	●	●	3	3.33	●	●
UCR Health/ Riverside Community Hospital		24	3.17	●	●	24	3.42	●	●

		Improve my clinical reasoning (e.g., differential diagnosis, diagnostic/management plans). (Practice-based Learning & Improvement)				Improve how I exchange information to effectively collaborate with patients, their families, and health professionals. (Interpersonal & Communication Skills)			
Clerkship/ Site		Number of Students	Average Rating	Quality	Comparability	Number of Students	Average Rating	Quality	Comparability
Neurology		27	3.26	●	●	26	3.31	●	●
Desert Oasis/ Riverside Community Hospital		3	3.67	●	●	3	3.67	●	●
UCR Health/ Riverside Community Hospital		24	3.21	●	●	23	3.26	●	●

	Carry out professional responsibilities and adhere to ethical principles. (Professionalism)				Learn about the larger context and system of health care. (Systems-based Practice)			
Clerkship/ Site	Number of Students	Average Rating	Quality	Comparability	Number of Students	Average Rating	Quality	Comparability
Neurology	26	3.54	●	●	24	3.50	●	●
Desert Oasis/ Riverside Community Hospital	3	4.00	●	●	2	4.00	●	●
UCR Health/ Riverside Community Hospital	23	3.48	●	●	22	3.45	●	●

	Engage in an interprofessional team that optimized safe, effective patient- and population-centered care. (Interpersonal & Communication Skills)				Develop the qualities required to sustain lifelong personal and professional growth. (Personal & Professional Development)			
Clerkship/ Site	Number of Students	Average Rating	Quality	Comparability	Number of Students	Average Rating	Quality	Comparability
Neurology	27	3.44	●	●	27	3.37	●	●
Desert Oasis/ Riverside Community Hospital	3	4.00	●	●	3	4.00	●	●
UCR Health/ Riverside Community Hospital	24	3.38	●	●	24	3.29	●	●

Mid-Clerkship Feedback by Site

Quality Benchmark for Clerkship & Site: <100% stating yes is flagged for concern by a (red) dot.

Comparability Benchmark: Same as quality benchmark

	N	Percent "Yes"	Number "No"	Quality/Comparability
A faculty member provided me with mid-clerkship feedback during this clerkship.	27	78%	6	●
Neurology	27	78%	6	●
Desert Oasis/ Riverside Community Hospital	3	100%	0	●
UCR Health/ Riverside Community Hospital	24	75%	6	●

Quality Benchmark for Clerkship & Site: For the item below <95% stating yes is flagged for concern by a (red) dot.

Comparability Benchmark: Same as quality benchmark

	N	Percent "Yes"	Number "No"	Quality/Comparability
If I did receive mid-clerkship feedback, the faculty member who conducted the feedback session had direct knowledge of my performance.	21	86%	3	●
Neurology	21	86%	3	●
Desert Oasis/ Riverside Community Hospital	3	100%	0	●
UCR Health/ Riverside Community Hospital	18	83%	3	●

Observed Clinical Encounter by Site

Quality Benchmark for Clerkship & Site: <100% stating yes is flagged for concern by a (red) dot.

Comparability Benchmark: Same as quality benchmark

	N	Percent "Yes"	Number "No"	Quality/ Comparability
I was observed performing the relevant portions of a patient history and physical examination during the required observed clinical encounter (OCE) during this clerkship.	27	93%	2	●
Neurology	27	93%	2	●
Desert Oasis/ Riverside Community Hospital	3	100%	0	●
UCR Health/ Riverside Community Hospital	24	92%	2	●

Learning Environment by Site

Quality Benchmark for Clerkship & Site: <100% stating yes is flagged for concern by a (red) dot.

Comparability Benchmark: Same as quality benchmark

	N	Percent "Yes"	Number "No"	Quality/ Comparability
All faculty, staff, students, trainees and patients were treated equitably and respectfully during this rotation no matter their race, ethnicity, country of origin, disabilities, gender, age, sexual and gender identification, religion or economic backgro	27	93%	2	●
Neurology	27	93%	2	●
Desert Oasis/ Riverside Community Hospital	3	67%	1	●
UCR Health/ Riverside Community Hospital	24	96%	1	●

Mistreatment by Site

Quality Benchmark for Clerkship & Site: >0% stating yes is flagged for concern by a (red) dot.


Comparability Benchmark: Same as quality benchmark


	N	Percent "Yes"	Number "No"	Quality/ Comparability
At any time during this clerkship, did you experience mistreatment by a faculty member, by another institution employee or staff member, or by a fellow student? (Please do not include behaviors exhibited by patients.)	27	7%	25	●
Neurology	27	7%	25	●
Desert Oasis/ Riverside Community Hospital	3	0%	3	●
UCR Health/ Riverside Community Hospital	24	8%	22	●

Part 2: Aggregated MS3 Student Evaluation of Clinical Teaching – Inpatient and/or Outpatient Teaching / Quality & Site Comparability

Quality Benchmark for Clerkship & Site: A cumulative rating of <3.0 (bottom two quintiles – Bottom 40% of teachers) on the **global rating item** is flagged for concern by a (red) dot. The **global rating item** contains a 1-5 scale from poor (1) to excellent (5). A cumulative rating of <3.0 on all other items are flagged for concern by a (red) dot. All other items contain a 1-4 scale from unsatisfactory (1) to excellent (4).

Comparability Benchmark: A mean score for a clinical site that is ≥ 0.5 below the overall clerkship mean score is flagged for concern by a (red) dot.

***The question marked by a gold star indicates a **global rating question**. 

	On a scale of 1-5, I would rate my experience with this teacher as 				conveyed their expectations.				demonstrated interest in teaching and allotted time for it.			
	Average	n =	Quality	Comarability	Average	n =	Quality	Comarability	Average	n =	Quality	Comarability
Desert Oasis												
Faculty	5.00	3	●	●	4.00	3	●	●	4.00	3	●	●
Desert Oasis Total	5.00	3	●	●	4.00	3	●	●	4.00	3	●	●
Riverside Community Hospital												
Faculty	4.08	11	●	●	3.17	10	●	●	3.31	11	●	●
Resident	4.71	5	●	●	3.86	5	●	●	4.00	5	●	●
Riverside Community Hospital Total	4.30	15	●	●	3.42	14	●	●	3.55	15	●	●
UCR - Citrus Tower												
Faculty	4.86	16	●	●	3.95	14	●	●	3.95	15	●	●
UCR - Citrus Tower Total	4.86	16	●	●	3.95	14	●	●	3.95	15	●	●
All Sites	4.61	22	●	●	3.71	20	●	●	3.77	22	●	●

	encouraged students to formulate and pursue learning goals.				consistently demonstrated how to perform clinical skills and gave students adequate supervision.				actively engaged students in discussion.			
	Average	n =	Quality	Comarability	Average	n =	Quality	Comarability	Average	n =	Quality	Comarability
Desert Oasis												
Faculty	4.00	3	●	●	4.00	3	●	●	4.00	3	●	●
Desert Oasis Total	4.00	3	●	●	4.00	3	●	●	4.00	3	●	●
Riverside Community Hospital												
Faculty	3.17	11	●	●	3.18	10	●	●	3.31	11	●	●
Resident	4.00	5	●	●	3.86	5	●	●	4.00	5	●	●
Riverside Community Hospital Total	3.44	15	●	●	3.44	14	●	●	3.55	15	●	●
UCR - Citrus Tower												
Faculty	3.90	15	●	●	3.83	14	●	●	3.90	15	●	●
UCR - Citrus Tower Total	3.90	15	●	●	3.83	14	●	●	3.90	15	●	●
All Sites	3.71	22	●	●	3.67	21	●	●	3.74	22	●	●

	asked students questions aimed at increasing their understanding.				gave frequent constructive feedback.				showed support and respect for students and all others.			
	Average	n =	Quality	Comarability	Average	n =	Quality	Comarability	Average	n =	Quality	Comarability
Desert Oasis												
Faculty	4.00	3	●	●	4.00	3	●	●	4.00	3	●	●
Desert Oasis Total	4.00	3	●	●	4.00	3	●	●	4.00	3	●	●
Riverside Community Hospital												
Faculty	3.23	11	●	●	3.00	10	●	●	3.31	11	●	●
Resident	4.00	5	●	●	4.00	5	●	●	3.86	5	●	●
Riverside Community Hospital Total	3.50	15	●	●	3.39	14	●	●	3.50	15	●	●
UCR - Citrus Tower												
Faculty	3.90	15	●	●	4.00	14	●	●	4.00	15	●	●
UCR - Citrus Tower Total	3.90	15	●	●	4.00	14	●	●	4.00	15	●	●
All Sites	3.72	22	●	●	3.73	21	●	●	3.77	22	●	●

	created a safe learning environment.				This teacher served as a role model of a health professional students would like to become.			
	Average	n =	Quality	Comarability	Average	n =	Quality	Comarability
Desert Oasis								
Faculty	4.00	3	●	●	4.00	3	●	●
Desert Oasis Total	4.00	3	●	●	4.00	3	●	●
Riverside Community Hospital								
Faculty	3.38	11	●	●	3.46	11	●	●
Resident	3.86	5	●	●	3.86	5	●	●
Riverside Community Hospital Total	3.55	15	●	●	3.60	15	●	●
UCR - Citrus Tower								
Faculty	4.00	15	●	●	3.95	15	●	●
UCR - Citrus Tower Total	4.00	15	●	●	3.95	15	●	●
All Sites	3.79	22	●	●	3.79	22	●	●

Part 3: MS3 Required Clinical Encounter Logs / Quality & Site Comparability

Neurology: Monitoring Required Clinical Experiences for the Clerkship and Each Site

Quality Benchmark for Clerkship and Site: A cell with ≤ 75% of all students reported encountering a live patient with this condition/procedure is highlighted (red) for concern.

Comparability Benchmark: Same as quality benchmark

Live Encounters	Desert Oasis/ Riverside Community Hospital		UCR Health/ Riverside Community Hospital		Total Number of Students	Total % Complete
	Number of Students	% Complete	Number of Students	% Complete		
Diagnosis						
Cerebrovascular disease including Stroke and TIAs	3	100%	25	96%	28	96%
Dementia	3	100%	25	92%	28	93%
Epilepsy/ Seizures	3	100%	25	84%	28	86%
Headache medicine	3	100%	25	88%	28	89%
Movement disorders including Parkinson disease	3	100%	25	100%	28	100%
Neuroimmunology including Multiple Sclerosis/MS	3	100%	25	76%	28	79%
Neuromuscular (muscles and nerves)	3	100%	25	92%	28	93%
Procedure						
Lumbar Puncture	3	100%	25	44%	28	50%

Neurology: Monitoring Student Completion of Logging By End of Clerkship

Quality Benchmark for Clerkship & Site: If 1 or more students did not log either a live patient or alternate experience for a specific requisite it is flagged for concern by a (red) “x”.

Comparability Benchmark: N/A (See quality benchmark)

Alternate Experiences		Desert Oasis/ Riverside Community Hospital		UCR Health/ Riverside Community Hospital	
		3		25	
Diagnosis					
Cerebrovascular disease including Stroke and TIAs	✓	0	✓	0	
Dementia	✓	0	✓	0	
Epilepsy/ Seizures	✓	0	✗	1	
Headache medicine	✓	0	✓	0	
Movement disorders including Parkinson disease	✓	0	✓	0	
Neuroimmunology including Multiple Sclerosis/MS	✓	0	✗	1	
Neuromuscular (muscles and nerves)	✓	0	✓	0	
Procedure					
Lumbar Puncture	✓	0	✗	2	

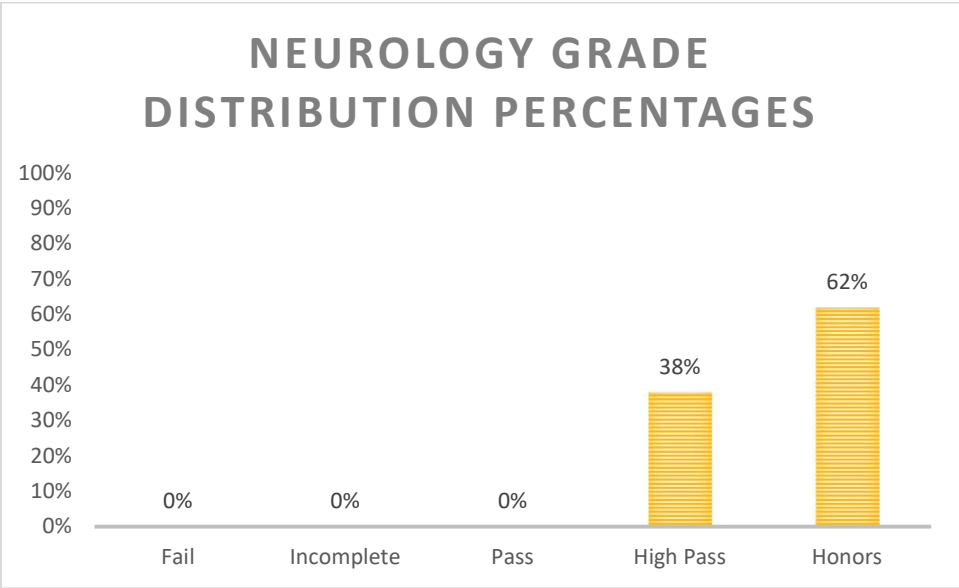
Part 4: MS3 Student Work Hour Logs / Quality & Site Comparability

Quality benchmark for Clerkship & Site: A clerkship site or clerkship reporting more than 80 hours per week by one or more students is flagged for concern by a (red) dot.

Comparability Benchmark: A $\geq \pm 15\%$ variation in the reported mean hours per week at a clinical site from the overall clerkship mean is flagged for concern by a (red) dot.

	Number of Students	Max of Total Hours/ Week	Number of Students >80 Hours	Quality	Average of Total Hours	Site Mean [+/-15%] of Clerkship Mean
Neurology	27	55	0	●	39.2	●
Riverside Community Hospital	26	54	0	●	39.6	●
Desert Oasis	3	55	0	●	47.3	●
UCR Health	23	50.5	0	●	37.8	●
Grand Total	27	55	0	●	39.2	

Part 5: MS3 Learner Evaluation Summary / Quality & Site Comparability



NEUROLOGY SITE GRADE DISTRIBUTION					
Sites	Incomplete	Pass	High Pass	Honors	N = Total Number of students
UCR Health/ Riverside Community Hospital	0	0	5	9	12
Note: 12 students' grades are pending, and therefore not included in the analyses.					
Sites not included in analysis due to lacking data: Desert Oasis/ Riverside					
0% OF STUDENTS FAILED THIS CLERKSHIP					

Part 6: Timeliness of Grades

Quality Benchmark: LCME requires that all grades be visible to students prior to 6 weeks from the last day of the clerkship. For the neurology clerkship, the average time for students to receive grades is 5 weeks 5 days. Below is a graph that compares neurology to other required clerkships. Please note that this only captures grades that were completed prior to this report and it does not include data on those pending a grade as of 12/7/2021.

Academic Year 2021-2022						
Availability of Final Grades			Number of weeks it took for students to receive grades			Percentage of students who did not receive grades within 6 weeks.
Year	Academic Year 2021-2022, May to November 2021	Average	Minimum	Maximum		
3	Neurology	5w 5d	5w 3d	6w 0d		0.0%

