



**Continuous Quality Improvement (CQI) of MS3
Family Medicine Clerkship
AY 2021-2022 (12/8/2021)**

The following CQI and site comparability report contains detailed information for the Family Medicine Clerkship. Descriptions of quality and comparability benchmarks are located at the beginning of each part of this report.

Part 1: Student Evaluation of MS3 Clerkships / Quality & Site Comparability

Quality Benchmark for Clerkship & Site: Highlighted (green) cells indicate the mean is ≥ 3.0 ; highlighted (red) cells indicate the mean is < 3.0 .

Comparability Benchmark: A mean score for a clinical site that is ≥ 0.5 points **below** the entire clerkship mean score is flagged for concern by a (red) highlight.

Family Medicine Overall:

Item	Number of Students	Average Rating
Provided clear learning objectives, expectations and grading criteria at the start of the rotation.	28	3.36
Oriented me to how the clinical site(s) worked during this clerkship and clarified to me my role as a student at the site(s).	27	3.53
Provided a site faculty leader who was committed to student learning and responded to student concerns.	26	3.68
Provided a clerkship director who was committed to student learning and responded to student concerns.	26	3.23
Ensured that I was treated like a valuable member of the team.	28	3.73
Assigned me work tasks relevant to patient care and clerkship learning objectives.	28	3.64
Made sure that I had clinical supervision whenever I needed it.	28	3.85
Integrated relevant basic science content (i.e., pharmacology, biochemistry, anatomy, physiology, pathology, etc.) into the clerkship.	28	3.70
Graded me fairly, based on accurate assessment of my performance, free of bias.	25	3.66
Ensured that my assigned clinical site(s) provided a positive learning experience.	28	3.85
Fostered my growth and development as a physician-in-training.	28	3.79
Improve my clinical skills (e.g., history, physical, procedures) and care for my patients independently. (Patient Care)	28	3.85
Expand my knowledge of core topics in this field. (Knowledge for Practice)	28	3.82
Improve my clinical reasoning (e.g., differential diagnosis, diagnostic/ management plans). (Practice-based Learning & Improvement)	28	3.82
Improve how I exchange information to effectively collaborate with patients, their families, and health professionals. (Interpersonal & Communication Skills)	28	3.94
Carry out professional responsibilities and adhere to ethical principles. (Professionalism)	28	3.91
Learn about the larger context and system of health care. (Systems-based Practice)	28	3.88
Engage in an interprofessional team that optimized safe, effective patient- and population-centered care. (Interpersonal & Communication Skills)	28	3.91
Develop the qualities required to sustain lifelong personal and professional growth. (Personal & Professional Development)	28	3.88
Provided a clerkship coordinator who was committed to student learning and responded to student concerns.	26	3.68
Grand Total	28	3.74


Highlighted (red) cells indicate the item has been “flagged.” Items 1, 3, & 4 in the table below are flagged if the values are <100%, item 2 is flagged if the value is <95%, and item 5 is flagged if the value is > 0%.

Question Items	Number of Students	Number of "Yes"	Percent "Yes"
A faculty member provided me with mid-clerkship feedback during this clerkship.	28	28	100%
If I did receive mid-clerkship feedback, the faculty member who conducted the feedback session had direct knowledge of my performance.	28	28	100%
I was observed performing the relevant portions of a patient history and physical examination during the required observed clinical encounter (OCE) during this clerkship.	28	28	100%
All faculty, staff, students, trainees and patients were treated equitably and respectfully during this rotation no matter their race, ethnicity, country of origin, disabilities, gender, age, sexual and gender identification, religion or economic backgro	28	27	96%
At any time during this clerkship, did you experience mistreatment by a faculty member, by another institution employee or staff member, or by a fellow student? (Please do not include behaviors exhibited by patients.)	28	2	7%

Family Medicine by Site:

Quality Benchmark for Clerkship & Site: A cumulative rating of <3.0 on any item is flagged for concern by a (red) dot.

Comparability Benchmark: A mean score for a clinical site that is ≥0.5 points below the entire clerkship mean score is flagged for concern by a (red) dot.

***The question marked by a gold star indicates a global rating question. 

Clerkship/ Site	Provided clear learning objectives, expectations and grading criteria at the start of the rotation.				Oriented me to how the clinical site(s) worked during this clerkship and clarified to me my role as a student at the site(s).			
	Number of Students	Average Rating	Quality	Comparability	Number of Students	Average Rating	Quality	Comparability
Family Medicine	28	3.36	●	●	27	3.53	●	●
Dr. Bridgett Briggs	1	2.00	●	●	1	2.00	●	●
Dr. Caspe	1	4.00	●	●	1	4.00	●	●
Dr. Elise Sanchez	1	4.00	●	●	1	4.00	●	●
Dr. Fokhoury	1	4.00	●	●	1	4.00	●	●
Dr. Syed Rizvi	2	3.67	●	●	2	3.33	●	●
Kaiser Fontana	1	2.00	●	●	1	3.00	●	●
Kaiser Moreno Valley	1	4.00	●	●				
Kaiser Rancho Cucamonga	4	3.00	●	●	4	4.00	●	●
Kaiser Riverside	1	4.00	●	●	1	4.00	●	●
Riverside Medical Clinic / Clay St	1	4.00	●	●	1	4.00	●	●
Riverside University Health System	7	3.57	●	●	7	3.71	●	●
UCR Citrus Tower	7	3.00	●	●	7	3.00	●	●

Clerkship/ Site	Provided a site faculty leader who was committed to student learning and responded to student concerns.				Provided a clerkship director who was committed to student learning and responded to student concerns.			
	Number of Students	Average Rating	Quality	Comparability	Number of Students	Average Rating	Quality	Comparability
Family Medicine	26	3.68	●	●	26	3.23	●	●
Dr. Bridgett Briggs	1	4.00	●	●	1	1.00	●	●
Dr. Caspe	1	4.00	●	●	1	4.00	●	●
Dr. Elise Sanchez	1	4.00	●	●	1	4.00	●	●
Dr. Fokhoury	1	4.00	●	●	1	4.00	●	●
Dr. Syed Rizvi	2	2.67	●	●	2	3.00	●	●
Kaiser Fontana	1	3.00	●	●	1	2.00	●	●
Kaiser Moreno Valley								
Kaiser Rancho Cucamonga	4	4.00	●	●	4	3.20	●	●
Kaiser Riverside	1	4.00	●	●	1	4.00	●	●
Riverside Medical Clinic / Clay St	1	4.00	●	●	1	4.00	●	●
Riverside University Health System	6	4.00	●	●	7	3.57	●	●
UCR Citrus Tower	7	3.38	●	●	6	2.71	●	●

Clerkship/ Site	Provided a clerkship coordinator who was committed to student learning and responded to student concerns.				Ensured that I was treated like a valuable member of the team.			
	Number of Students	Average Rating	Quality	Comparability	Number of Students	Average Rating	Quality	Comparability
Family Medicine	26	3.68	●	●	28	3.73	●	●
Dr. Bridgett Briggs	1	1.00	●	●	1	2.00	●	●
Dr. Caspe	1	4.00	●	●	1	4.00	●	●
Dr. Elise Sanchez	1	4.00	●	●	1	4.00	●	●
Dr. Fokhoury	1	3.00	●	●	1	4.00	●	●
Dr. Syed Rizvi	2	4.00	●	●	2	3.33	●	●
Kaiser Fontana	1	4.00	●	●	1	4.00	●	●
Kaiser Moreno Valley					1	4.00	●	●
Kaiser Rancho Cucamonga	4	3.40	●	●	4	4.00	●	●
Kaiser Riverside	1	4.00	●	●	1	4.00	●	●
Riverside Medical Clinic / Clay St	1	4.00	●	●	1	4.00	●	●
Riverside University Health System	7	4.00	●	●	7	3.71	●	●
UCR Citrus Tower	6	3.57	●	●	7	3.63	●	●

Clerkship/ Site	Assigned me work tasks relevant to patient care and clerkship learning objectives.				Made sure that I had clinical supervision whenever I needed it.			
	Number of Students	Average Rating	Quality	Comparability	Number of Students	Average Rating	Quality	Comparability
Family Medicine	28	3.64	●	●	28	3.85	●	●
Dr. Bridgett Briggs	1	2.00	●	●	1	2.00	●	●
Dr. Caspe	1	4.00	●	●	1	4.00	●	●
Dr. Elise Sanchez	1	4.00	●	●	1	4.00	●	●
Dr. Fokhoury	1	4.00	●	●	1	4.00	●	●
Dr. Syed Rizvi	2	4.00	●	●	2	4.00	●	●
Kaiser Fontana	1	4.00	●	●	1	4.00	●	●
Kaiser Moreno Valley	1	4.00	●	●	1	4.00	●	●
Kaiser Rancho Cucamonga	4	3.40	●	●	4	4.00	●	●
Kaiser Riverside	1	4.00	●	●	1	4.00	●	●
Riverside Medical Clinic / Clay St	1	4.00	●	●	1	4.00	●	●
Riverside University Health System	7	3.57	●	●	7	3.86	●	●
UCR Citrus Tower	7	3.50	●	●	7	3.75	●	●

Clerkship/ Site	Integrated relevant basic science content (i.e., pharmacology, biochemistry, anatomy, physiology, pathology, etc.) into the clerkship.				Graded me fairly, based on accurate assessment of my performance, free of bias.			
	Number of Students	Average Rating	Quality	Comparability	Number of Students	Average Rating	Quality	Comparability
Family Medicine	28	3.70	●	●	25	3.66	●	●
Dr. Bridgett Briggs	1	4.00	●	●	1	2.00	●	●
Dr. Caspe	1	4.00	●	●	1	4.00	●	●
Dr. Elise Sanchez	1	4.00	●	●	1	4.00	●	●
Dr. Fokhoury	1	4.00	●	●	1	4.00	●	●
Dr. Syed Rizvi	2	3.67	●	●	2	3.67	●	●
Kaiser Fontana	1	3.00	●	●	1	3.00	●	●
Kaiser Moreno Valley	1	4.00	●	●	1	4.00	●	●
Kaiser Rancho Cucamonga	4	4.00	●	●	4	3.00	●	●
Kaiser Riverside	1	4.00	●	●	1	4.00	●	●
Riverside Medical Clinic / Clay St	1	4.00	●	●	1	4.00	●	●
Riverside University Health System	7	3.43	●	●	5	4.00	●	●
UCR Citrus Tower	7	3.50	●	●	6	3.71	●	●

Clerkship/ Site	Ensured that my assigned clinical site(s) provided a positive learning experience.				Fostered my growth and development as a physician-in-training.			
	Number of Students	Average Rating	Quality	Comparability	Number of Students	Average Rating	Quality	Comparability
Family Medicine	28	3.85	●	●	28	3.79	●	●
Dr. Bridgett Briggs	1	4.00	●	●	1	2.00	●	●
Dr. Caspe	1	4.00	●	●	1	4.00	●	●
Dr. Elise Sanchez	1	4.00	●	●	1	4.00	●	●
Dr. Fokhoury	1	4.00	●	●	1	4.00	●	●
Dr. Syed Rizvi	2	3.67	●	●	2	3.67	●	●
Kaiser Fontana	1	4.00	●	●	1	4.00	●	●
Kaiser Moreno Valley	1	4.00	●	●	1	4.00	●	●
Kaiser Rancho Cucamonga	4	4.00	●	●	4	4.00	●	●
Kaiser Riverside	1	4.00	●	●	1	4.00	●	●
Riverside Medical Clinic / Clay St	1	4.00	●	●	1	4.00	●	●
Riverside University Health System	7	3.71	●	●	7	3.71	●	●
UCR Citrus Tower	7	3.75	●	●	7	3.75	●	●

Clerkship/ Site	Improve my clinical skills (e.g., history, physical, procedures) and care for my patients independently. (Patient Care)				Expand my knowledge of core topics in this field. (Knowledge for Practice)			
	Number of Students	Average Rating	Quality	Comparability	Number of Students	Average Rating	Quality	Comparability
Family Medicine	28	3.85	●	●	28	3.82	●	●
Dr. Bridgett Briggs	1	4.00	●	●	1	4.00	●	●
Dr. Caspe	1	4.00	●	●	1	4.00	●	●
Dr. Elise Sanchez	1	4.00	●	●	1	4.00	●	●
Dr. Fokhoury	1	4.00	●	●	1	4.00	●	●
Dr. Syed Rizvi	2	3.67	●	●	2	3.67	●	●
Kaiser Fontana	1	4.00	●	●	1	4.00	●	●
Kaiser Moreno Valley	1	4.00	●	●	1	4.00	●	●
Kaiser Rancho Cucamonga	4	4.00	●	●	4	4.00	●	●
Kaiser Riverside	1	4.00	●	●	1	4.00	●	●
Riverside Medical Clinic / Clay St	1	4.00	●	●	1	4.00	●	●
Riverside University Health System	7	3.57	●	●	7	3.43	●	●
UCR Citrus Tower	7	3.88	●	●	7	3.88	●	●

Clerkship/ Site	Improve my clinical reasoning (e.g., differential diagnosis, diagnostic/management plans). (Practice-based Learning & Improvement)				Improve how I exchange information to effectively collaborate with patients, their families, and health professionals. (Interpersonal & Communication Skills)			
	Number of Students	Average Rating	Quality	Comparability	Number of Students	Average Rating	Quality	Comparability
Family Medicine	28	3.82	●	●	28	3.94	●	●
Dr. Bridgett Briggs	1	4.00	●	●	1	4.00	●	●
Dr. Caspe	1	4.00	●	●	1	4.00	●	●
Dr. Elise Sanchez	1	4.00	●	●	1	4.00	●	●
Dr. Fokhoury	1	4.00	●	●	1	4.00	●	●
Dr. Syed Rizvi	2	4.00	●	●	2	4.00	●	●
Kaiser Fontana	1	4.00	●	●	1	4.00	●	●
Kaiser Moreno Valley	1	4.00	●	●	1	4.00	●	●
Kaiser Rancho Cucamonga	4	4.00	●	●	4	4.00	●	●
Kaiser Riverside	1	4.00	●	●	1	4.00	●	●
Riverside Medical Clinic / Clay St	1	4.00	●	●	1	4.00	●	●
Riverside University Health System	7	3.43	●	●	7	3.86	●	●
UCR Citrus Tower	7	3.75	●	●	7	3.88	●	●

Clerkship/ Site	Carry out professional responsibilities and adhere to ethical principles. (Professionalism)				Learn about the larger context and system of health care. (Systems-based Practice)			
	Number of Students	Average Rating	Quality	Comparability	Number of Students	Average Rating	Quality	Comparability
Family Medicine	28	3.91	●	●	28	3.88	●	●
Dr. Bridgett Briggs	1	4.00	●	●	1	4.00	●	●
Dr. Caspe	1	4.00	●	●	1	4.00	●	●
Dr. Elise Sanchez	1	4.00	●	●	1	4.00	●	●
Dr. Fokhoury	1	4.00	●	●	1	4.00	●	●
Dr. Syed Rizvi	2	4.00	●	●	2	3.67	●	●
Kaiser Fontana	1	4.00	●	●	1	4.00	●	●
Kaiser Moreno Valley	1	4.00	●	●	1	4.00	●	●
Kaiser Rancho Cucamonga	4	4.00	●	●	4	4.00	●	●
Kaiser Riverside	1	4.00	●	●	1	4.00	●	●
Riverside Medical Clinic / Clay St	1	4.00	●	●	1	4.00	●	●
Riverside University Health System	7	3.71	●	●	7	3.86	●	●
UCR Citrus Tower	7	3.88	●	●	7	3.75	●	●

Clerkship/ Site	Engage in an interprofessional team that optimized safe, effective patient- and population-centered care. (Interpersonal & Communication Skills)				Develop the qualities required to sustain lifelong personal and professional growth. (Personal & Professional Development)			
	Number of Students	Average Rating	Quality	Comparability	Number of Students	Average Rating	Quality	Comparability
Family Medicine	28	3.91	●	●	28	3.88	●	●
Dr. Bridgett Briggs	1	4.00	●	●	1	4.00	●	●
Dr. Caspe	1	4.00	●	●	1	4.00	●	●
Dr. Elise Sanchez	1	4.00	●	●	1	4.00	●	●
Dr. Fokhoury	1	4.00	●	●	1	4.00	●	●
Dr. Syed Rizvi	2	4.00	●	●	2	4.00	●	●
Kaiser Fontana	1	4.00	●	●	1	4.00	●	●
Kaiser Moreno Valley	1	4.00	●	●	1	4.00	●	●
Kaiser Rancho Cucamonga	4	4.00	●	●	4	4.00	●	●
Kaiser Riverside	1	4.00	●	●	1	4.00	●	●
Riverside Medical Clinic / Clay St	1	4.00	●	●	1	4.00	●	●
Riverside University Health System	7	3.86	●	●	7	3.71	●	●
UCR Citrus Tower	7	3.75	●	●	7	3.75	●	●

Mid-Clerkship Feedback by Site

Quality Benchmark for Clerkship & Site: <100% stating yes is flagged for concern by a (red) dot.

Comparability Benchmark: Same as quality benchmark

	N	Percent "Yes"	Number "No"	Quality/Comparability
A faculty member provided me with mid-clerkship feedback during this clerkship.	28	100%	0	●
Family Medicine	28	100%	0	●
Dr. Bridgett Briggs	1	100%	0	●
Dr. Caspe	1	100%	0	●
Dr. Elise Sanchez	1	100%	0	●
Dr. Fokhoury	1	100%	0	●
Dr. Syed Rizvi	2	100%	0	●
Kaiser Fontana	1	100%	0	●
Kaiser Moreno Valley	1	100%	0	●
Kaiser Rancho Cucamonga	4	100%	0	●
Kaiser Riverside	1	100%	0	●
Riverside Medical Clinic / Clay St	1	100%	0	●
Riverside University Health System	7	100%	0	●
UCR Citrus Tower	7	100%	0	●

Quality Benchmark for Clerkship & Site: For the item below <95% stating yes is flagged for concern by a (red) dot.

Comparability Benchmark: Same as quality benchmark

	N	Percent "Yes"	Number "No"	Quality/Comparability
If I did receive mid-clerkship feedback, the faculty member who conducted the feedback session had direct knowledge of my performance.	28	100%	0	●
Family Medicine	28	100%	0	●
Dr. Bridgett Briggs	1	100%	0	●
Dr. Caspe	1	100%	0	●
Dr. Elise Sanchez	1	100%	0	●
Dr. Fokhoury	1	100%	0	●
Dr. Syed Rizvi	2	100%	0	●
Kaiser Fontana	1	100%	0	●
Kaiser Moreno Valley	1	100%	0	●
Kaiser Rancho Cucamonga	4	100%	0	●
Kaiser Riverside	1	100%	0	●
Riverside Medical Clinic / Clay St	1	100%	0	●
Riverside University Health System	7	100%	0	●
UCR Citrus Tower	7	100%	0	●

Observed Clinical Encounter by Site

Quality Benchmark for Clerkship & Site: <100% stating yes is flagged for concern by a (red) dot.

Comparability Benchmark: Same as quality benchmark

	N	Percent "Yes"	Number "No"	Quality/Comparability
I was observed performing the relevant portions of a patient history and physical examination during the required observed clinical encounter (OCE) during this clerkship.	28	100%	0	●
Family Medicine	28	100%	0	●
Dr. Bridgett Briggs	1	100%	0	●
Dr. Caspe	1	100%	0	●
Dr. Elise Sanchez	1	100%	0	●
Dr. Fokhoury	1	100%	0	●
Dr. Syed Rizvi	2	100%	0	●
Kaiser Fontana	1	100%	0	●
Kaiser Moreno Valley	1	100%	0	●
Kaiser Rancho Cucamonga	4	100%	0	●
Kaiser Riverside	1	100%	0	●
Riverside Medical Clinic / Clay St	1	100%	0	●
Riverside University Health System	7	100%	0	●
UCR Citrus Tower	7	100%	0	●

Learning Environment by Site

Quality Benchmark for Clerkship & Site: <100% stating yes is flagged for concern by a (red) dot.

Comparability Benchmark: Same as quality benchmark

	N	Percent "Yes"	Number "No"	Quality/Comparability
All faculty, staff, students, trainees and patients were treated equitably and respectfully during this rotation no matter their race, ethnicity, country of origin, disabilities, gender, age, sexual and gender identification, religion or economic backgro	28	96%	1	●
Family Medicine	28	96%	1	●
Dr. Bridgett Briggs	1	100%	0	●
Dr. Caspe	1	0%	1	●
Dr. Elise Sanchez	1	100%	0	●
Dr. Fokhoury	1	100%	0	●
Dr. Syed Rizvi	2	100%	0	●
Kaiser Fontana	1	100%	0	●
Kaiser Moreno Valley	1	100%	0	●
Kaiser Rancho Cucamonga	4	100%	0	●
Kaiser Riverside	1	100%	0	●
Riverside Medical Clinic / Clay St	1	100%	0	●
Riverside University Health System	7	100%	0	●
UCR Citrus Tower	7	100%	0	●

Mistreatment by Site

Quality Benchmark for Clerkship & Site: >0% stating yes is flagged for concern by a (red) dot.


Comparability Benchmark: Same as quality benchmark


	N	Percent "Yes"	Number "No"	Quality/Comparability
At any time during this clerkship, did you experience mistreatment by a faculty member, by another institution employee or staff member, or by a fellow student? (Please do not include behaviors exhibited by patients.)	28	7%	26	●
Family Medicine	28	7%	26	●
Dr. Bridgett Briggs	1	0%	1	●
Dr. Caspe	1	0%	1	●
Dr. Elise Sanchez	1	0%	1	●
Dr. Fokhoury	1	0%	1	●
Dr. Syed Rizvi	2	0%	2	●
Kaiser Fontana	1	0%	1	●
Kaiser Moreno Valley	1	0%	1	●
Kaiser Rancho Cucamonga	4	0%	4	●
Kaiser Riverside	1	0%	1	●
Riverside Medical Clinic / Clay St	1	0%	1	●
Riverside University Health System	7	0%	7	●
UCR Citrus Tower	7	29%	5	●

Part 2: Aggregated MS3 Student Evaluation of Clinical Teaching – Inpatient and/or Outpatient Teaching / Quality & Site Comparability

Quality Benchmark for Clerkship & Site: A cumulative rating of <3.0 (bottom two quintiles – Bottom 40% of teachers) on the **global rating item** is flagged for concern by a (red) dot. The **global rating item** contains a 1-5 scale from poor (1) to excellent (5). A cumulative rating of <3.0 on all other items are flagged for concern by a (red) dot. All other items contain a 1-4 scale from unsatisfactory (1) to excellent (4).

Comparability Benchmark: A mean score for a clinical site that is ≥ 0.5 below the overall clerkship mean score is flagged for concern by a (red) dot.

***The question marked by a gold star indicates a **global rating question**. 

	* On a scale of 1-5, I would rate my experience with this teacher as 				conveyed their expectations.				demonstrated interest in teaching and allotted time for it.			
	Average	n=	Quality	Comparability	Average	n=	Quality	Comparability	Average	n=	Quality	Comparability
Dr. Caspe												
Faculty	5.00	1	●	●	4.00	1	●	●	4.00	1	●	●
Dr. Caspe Total	5.00	1	●	●	4.00	1	●	●	4.00	1	●	●
Dr. Fokhoury												
Faculty	5.00	1	●	●	4.00	1	●	●	4.00	1	●	●
Dr. Fokhoury Total	5.00	1	●	●	4.00	1	●	●	4.00	1	●	●
Kaiser – Moreno Valley												
Faculty	5.00	1	●	●	4.00	1	●	●	4.00	1	●	●
Kaiser – Moreno Valley Total	5.00	1	●	●	4.00	1	●	●	4.00	1	●	●
Kaiser – Rancho Cucamonga												
Faculty	5.00	1	●	●	4.00	1	●	●	4.00	1	●	●
Kaiser – Rancho Cucamonga Total	5.00	1	●	●	4.00	1	●	●	4.00	1	●	●
Kaiser Fontana/Ontario												
Faculty	4.00	2	●	●	3.50	2	●	●	3.50	2	●	●
Kaiser Fontana/Ontario Total	4.00	2	●	●	3.50	2	●	●	3.50	2	●	●
Riverside University Health System												
Faculty	4.33	4	●	●	3.89	4	●	●	3.67	4	●	●
Riverside University Health System Total	4.33	4	●	●	3.89	4	●	●	3.67	4	●	●
UCR – Citrus Tower												
Faculty	5.00	3	●	●	4.00	3	●	●	4.00	3	●	●
UCR – Citrus Tower Total	5.00	3	●	●	4.00	3	●	●	4.00	3	●	●
All Sites	4.60	13	●	●	3.90	13	●	●	3.80	13	●	●

	encouraged students to formulate and pursue learning goals.				consistently demonstrated how to perform clinical skills and gave students adequate supervision.				actively engaged students in discussion.			
	Average	n=	Quality	Comarability	Average	n=	Quality	Comarability	Average	n=	Quality	Comarability
Dr. Caspe												
Faculty	4.00	1	●	●	4.00	1	●	●	4.00	1	●	●
Dr. Caspe Total	4.00	1	●	●	4.00	1	●	●	4.00	1	●	●
Dr. Fokhoury												
Faculty	4.00	1	●	●	4.00	1	●	●	4.00	1	●	●
Dr. Fokhoury Total	4.00	1	●	●	4.00	1	●	●	4.00	1	●	●
Kaiser - Moreno Valley												
Faculty	4.00	1	●	●	4.00	1	●	●	4.00	1	●	●
Kaiser - Moreno Valley Total	4.00	1	●	●	4.00	1	●	●	4.00	1	●	●
Kaiser - Rancho Cucamonga												
Faculty	4.00	1	●	●	4.00	1	●	●	4.00	1	●	●
Kaiser - Rancho Cucamonga Total	4.00	1	●	●	4.00	1	●	●	4.00	1	●	●
Kaiser Fontana/Ontario												
Faculty	3.50	2	●	●	3.50	2	●	●	3.50	2	●	●
Kaiser Fontana/Ontario Total	3.50	2	●	●	3.50	2	●	●	3.50	2	●	●
Riverside University Health System												
Faculty	3.78	4	●	●	3.67	4	●	●	3.78	4	●	●
Riverside University Health System Total	3.78	4	●	●	3.67	4	●	●	3.78	4	●	●
UCR - Citrus Tower												
Faculty	4.00	3	●	●	4.00	3	●	●	4.00	3	●	●
UCR - Citrus Tower Total	4.00	3	●	●	4.00	3	●	●	4.00	3	●	●
All Sites	3.85	13	●	●	3.80	13	●	●	3.85	13	●	●

	asked students questions aimed at increasing their understanding.				gave frequent constructive feedback.				showed support and respect for students and all others.			
	Average	n=	Quality	Comarability	Average	n=	Quality	Comarability	Average	n=	Quality	Comarability
Dr. Caspe												
Faculty	4.00	1	●	●	4.00	1	●	●	4.00	1	●	●
Dr. Caspe Total	4.00	1	●	●	4.00	1	●	●	4.00	1	●	●
Dr. Fokhoury												
Faculty	4.00	1	●	●	4.00	1	●	●	4.00	1	●	●
Dr. Fokhoury Total	4.00	1	●	●	4.00	1	●	●	4.00	1	●	●
Kaiser - Moreno Valley												
Faculty	4.00	1	●	●	4.00	1	●	●	4.00	1	●	●
Kaiser - Moreno Valley Total	4.00	1	●	●	4.00	1	●	●	4.00	1	●	●
Kaiser - Rancho Cucamonga												
Faculty	4.00	1	●	●	4.00	1	●	●	4.00	1	●	●
Kaiser - Rancho Cucamonga Total	4.00	1	●	●	4.00	1	●	●	4.00	1	●	●
Kaiser Fontana/Ontario												
Faculty	3.50	2	●	●	3.00	2	●	●	3.00	2	●	●
Kaiser Fontana/Ontario Total	3.50	2	●	●	3.00	2	●	●	3.00	2	●	●
Riverside University Health System												
Faculty	3.56	4	●	●	3.78	4	●	●	3.89	4	●	●
Riverside University Health System Total	3.56	4	●	●	3.78	4	●	●	3.89	4	●	●
UCR - Citrus Tower												
Faculty	4.00	3	●	●	4.00	3	●	●	4.00	3	●	●
UCR - Citrus Tower Total	4.00	3	●	●	4.00	3	●	●	4.00	3	●	●
All Sites	3.75	13	●	●	3.80	13	●	●	3.85	13	●	●

	created a safe learning environment.				This teacher served as a role model of a health professional students would like to become.			
	Average	n=	Quality	Comarability	Average	n=	Quality	Comarability
Dr. Caspe								
Faculty	4.00	1	●	●	4.00	1	●	●
Dr. Caspe Total	4.00	1	●	●	4.00	1	●	●
Dr. Fokhoury								
Faculty	4.00	1	●	●	4.00	1	●	●
Dr. Fokhoury Total	4.00	1	●	●	4.00	1	●	●
Kaiser – Moreno Valley								
Faculty	4.00	1	●	●	4.00	1	●	●
Kaiser – Moreno Valley Total	4.00	1	●	●	4.00	1	●	●
Kaiser – Rancho Cucamonga								
Faculty	4.00	1	●	●	4.00	1	●	●
Kaiser – Rancho Cucamonga Total	4.00	1	●	●	4.00	1	●	●
Kaiser Fontana/Ontario								
Faculty	3.50	2	●	●	3.50	2	●	●
Kaiser Fontana/Ontario Total	3.50	2	●	●	3.50	2	●	●
Riverside University Health System								
Faculty	3.89	4	●	●	3.78	4	●	●
Riverside University Health System Total	3.89	4	●	●	3.78	4	●	●
UCR – Citrus Tower								
Faculty	4.00	3	●	●	4.00	3	●	●
UCR – Citrus Tower Total	4.00	3	●	●	4.00	3	●	●
All Sites	3.90	13	●	●	3.85	13	●	●

Part 3: MS3 Required Clinical Encounter Logs / Quality & Site Comparability

Family Medicine: Monitoring Required Clinical Experiences for the Clerkship and Each Site

Quality Benchmark for Clerkship and Site: A cell with ≤ 75% of all students reported encountering a live patient with this condition/procedure is highlighted (red) for concern.

Comparability Benchmark: Same as quality benchmark

Live Encounters	Dr. Bridgett Briggs		Dr. Caspe		Dr. Elise Sanchez		Dr. Fokhoury		Dr. Syed Rizvi	
	Number of Students	% Complete	Number of Students	% Complete	Number of Students	% Complete	Number of Students	% Complete	Number of Students	% Complete
Diagnosis										
Abdominal Discomfort	1	100%	1	100%	1	100%	1	100%	2	100%
Asthma	1	100%	1	100%	1	100%	1	100%	2	100%
Chest Pain	1	100%	1	100%	1	100%	1	100%	2	100%
Cough	1	100%	1	100%	1	100%	1	100%	2	100%
Depression	1	100%	1	100%	1	100%	1	100%	2	100%
Diabetes Type II	1	100%	1	100%	1	100%	1	100%	2	100%
Hypertension	1	100%	1	100%	1	100%	1	100%	2	100%
Low Back Pain	1	100%	1	100%	1	100%	1	100%	2	100%
Smoking	1	100%	1	100%	1	100%	1	100%	2	100%
Well Adult Female/Routine Health Maintenance Visit	1	100%	1	100%	1	100%	1	100%	2	100%
Well Adult Male/Routine Health Maintenance Visit	1	100%	1	100%	1	100%	1	100%	2	100%
Well Child/Routine Health Maintenance Visit	1	100%	1	100%	1	100%	1	100%	2	100%
Procedure										
Cryotherapy of skin lesion	1	100%	1	100%	1	100%	1	100%	2	100%
Office Minor Surgical Procedure	1	100%	1	100%	1	100%	1	100%	2	100%

Live Encounters	Kaiser Fontana		Kaiser Moreno Valley		Kaiser Rancho Cucamonga		Kaiser Riverside	
	Number of Students	% Complete	Number of Students	% Complete	Number of Students	% Complete	Number of Students	% Complete
Diagnosis								
Abdominal Discomfort	1	100%	1	100%	4	100%	1	100%
Asthma	1	100%	1	100%	4	100%	1	100%
Chest Pain	1	100%	1	100%	4	100%	1	100%
Cough	1	0%	1	100%	4	100%	1	100%
Depression	1	100%	1	100%	4	100%	1	100%
Diabetes Type II	1	100%	1	100%	4	100%	1	100%
Hypertension	1	0%	1	100%	4	100%	1	100%
Low Back Pain	1	100%	1	100%	4	100%	1	100%
Smoking	1	100%	1	100%	4	75%	1	100%
Well Adult Female/Routine Health Maintenance Visit	1	100%	1	100%	4	100%	1	100%
Well Adult Male/Routine Health Maintenance Visit	1	100%	1	100%	4	100%	1	100%
Well Child/Routine Health Maintenance Visit	1	100%	1	100%	4	100%	1	100%
Procedure								
Cryotherapy of skin lesion	1	100%	1	100%	4	100%	1	100%
Office Minor Surgical Procedure	1	100%	1	100%	4	100%	1	100%

Live Encounters	Riverside Medical Clinic / Clay St		Riverside University Health System		UCR Citrus Tower		Total Number of Students	Total % Complete
	Number of Students	% Complete	Number of Students	% Complete	Number of Students	% Complete		
Diagnosis								
Abdominal Discomfort	1	100%	7	100%	8	100%	29	100%
Asthma	1	100%	7	86%	8	100%	29	97%
Chest Pain	1	100%	7	100%	8	100%	29	100%
Cough	1	100%	7	86%	8	100%	29	93%
Depression	1	100%	7	86%	8	100%	29	97%
Diabetes Type II	1	100%	7	100%	8	100%	29	100%
Hypertension	1	100%	7	100%	8	100%	29	97%
Low Back Pain	1	100%	7	100%	8	100%	29	100%
Smoking	1	100%	7	86%	8	100%	29	93%
Well Adult Female/Routine Health Maintenance Visit	1	100%	7	100%	8	100%	29	100%
Well Adult Male/Routine Health Maintenance Visit	1	100%	7	100%	8	100%	29	100%
Well Child/Routine Health Maintenance Visit	1	100%	7	100%	8	100%	29	100%
Procedure								
Cryotherapy of skin lesion	1	100%	7	100%	8	88%	29	97%
Office Minor Surgical Procedure	1	100%	7	100%	8	88%	29	97%

Family Medicine: Monitoring Student Completion of Logging By End of Clerkship

Quality Benchmark for Clerkship & Site: If 1 or more students did not log either a live patient or alternate experience for a specific requisite it is flagged for concern by a (red) "x".

Comparability Benchmark: N/A (See quality benchmark)

Alternate Experiences							
	Dr. Bridgett Briggs	Dr. Caspe	Dr. Elise Sanchez	Dr. Fokhoury	Dr. Syed Rizvi	Kaiser Fontana	Kaiser Moreno Valley
	1	1	1	1	2	1	1
Diagnosis							
Abdominal Discomfort	✓ 0	✓ 0	✓ 0	✓ 0	✓ 0	✓ 0	✓ 0
Asthma	✓ 0	✓ 0	✓ 0	✓ 0	✓ 0	✓ 0	✓ 0
Chest Pain	✓ 0	✓ 0	✓ 0	✓ 0	✓ 0	✓ 0	✓ 0
Cough	✓ 0	✓ 0	✓ 0	✓ 0	✓ 0	✗ 1	✓ 0
Depression	✓ 0	✓ 0	✓ 0	✓ 0	✓ 0	✓ 0	✓ 0
Diabetes Type II	✓ 0	✓ 0	✓ 0	✓ 0	✓ 0	✓ 0	✓ 0
Hypertension	✓ 0	✓ 0	✓ 0	✓ 0	✓ 0	✗ 1	✓ 0
Low Back Pain	✓ 0	✓ 0	✓ 0	✓ 0	✓ 0	✓ 0	✓ 0
Smoking	✓ 0	✓ 0	✓ 0	✓ 0	✓ 0	✓ 0	✓ 0
Well Adult Female/Routine Health Maintenance Visit	✓ 0	✓ 0	✓ 0	✓ 0	✓ 0	✓ 0	✓ 0
Well Adult Male/Routine Health Maintenance Visit	✓ 0	✓ 0	✓ 0	✓ 0	✓ 0	✓ 0	✓ 0
Well Child/Routine Health Maintenance Visit	✓ 0	✓ 0	✓ 0	✓ 0	✓ 0	✓ 0	✓ 0
Procedure							
Cryotherapy of skin lesion	✓ 0	✓ 0	✓ 0	✓ 0	✓ 0	✓ 0	✓ 0
Office Minor Surgical Procedure	✓ 0	✓ 0	✓ 0	✓ 0	✓ 0	✓ 0	✓ 0

Alternate Experiences					
	Kaiser Rancho Cucamonga	Kaiser Riverside	Riverside Medical Clinic / Clay St	Riverside University Health System	UCR Citrus Tower
	4	1	1	7	8
Diagnosis					
Abdominal Discomfort	✓ 0	✓ 0	✓ 0	✓ 0	✓ 0
Asthma	✓ 0	✓ 0	✓ 0	✓ 0	✓ 0
Chest Pain	✓ 0	✓ 0	✓ 0	✓ 0	✓ 0
Cough	✓ 0	✓ 0	✓ 0	✓ 0	✓ 0
Depression	✓ 0	✓ 0	✓ 0	✗ 1	✓ 0
Diabetes Type II	✓ 0	✓ 0	✓ 0	✓ 0	✓ 0
Hypertension	✓ 0	✓ 0	✓ 0	✓ 0	✓ 0
Low Back Pain	✓ 0	✓ 0	✓ 0	✓ 0	✓ 0
Smoking	✗ 1	✓ 0	✓ 0	✓ 0	✓ 0
Well Adult Female/Routine Health Maintenance Visit	✓ 0	✓ 0	✓ 0	✓ 0	✓ 0
Well Adult Male/Routine Health Maintenance Visit	✓ 0	✓ 0	✓ 0	✓ 0	✓ 0
Well Child/Routine Health Maintenance Visit	✓ 0	✓ 0	✓ 0	✓ 0	✓ 0
Procedure					
Cryotherapy of skin lesion	✓ 0	✓ 0	✓ 0	✓ 0	✓ 0
Office Minor Surgical Procedure	✓ 0	✓ 0	✓ 0	✓ 0	✓ 0

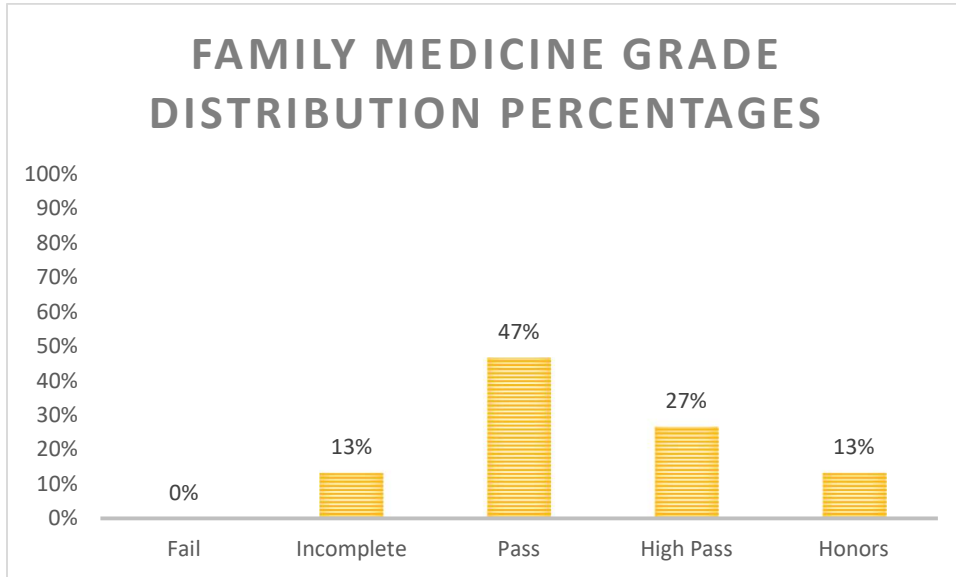
Part 4: MS3 Student Work Hour Logs / Quality & Site Comparability

Quality benchmark for Clerkship & Site: A clerkship site or clerkship reporting more than 80 hours per week by one or more students is flagged for concern by a (red) dot.

Comparability Benchmark: A $\geq \pm 15\%$ variation in the reported mean hours per week at a clinical site from the overall clerkship mean is flagged for concern by a (red) dot.

	Number of Students	Max of Total Hours/ Week	Number of Students >80 Hours	Quality	Average of Total Hours	Site Mean [+/-15%] of Clerkship Mean
Family Medicine	28	50	0	●	32.4	●
Dr. Bridgett Briggs	1	44.5	0	●	36.7	●
Dr. Caspe	1	36	0	●	34.8	●
Dr. Elise Sanchez	1	38.5	0	●	34.9	●
Dr. Fokhoury	1	40.5	0	●	36.0	●
Dr. Syed Rizvi	2	43	0	●	32.1	●
Kaiser - Fontana	1	40	0	●	34.5	●
Kaiser - Moreno Valley	1	40	0	●	36.4	●
Kaiser - Rancho Cucamonga	4	42.5	0	●	35.8	●
Kaiser - Riverside	1	34.5	0	●	26.0	●
Riverside Medical Clinic	1	45	0	●	39.3	●
Riverside Medical Clinic / Clay St	1	45	0	●	40.5	●
RUHS	8	46	0	●	31.2	●
UCR - Citrus Tower	7	50	0	●	29.5	●
Grand Total	28	50	0	●	32.4	

Part 5: MS3 Learner Evaluation Summary / Quality & Site Comparability

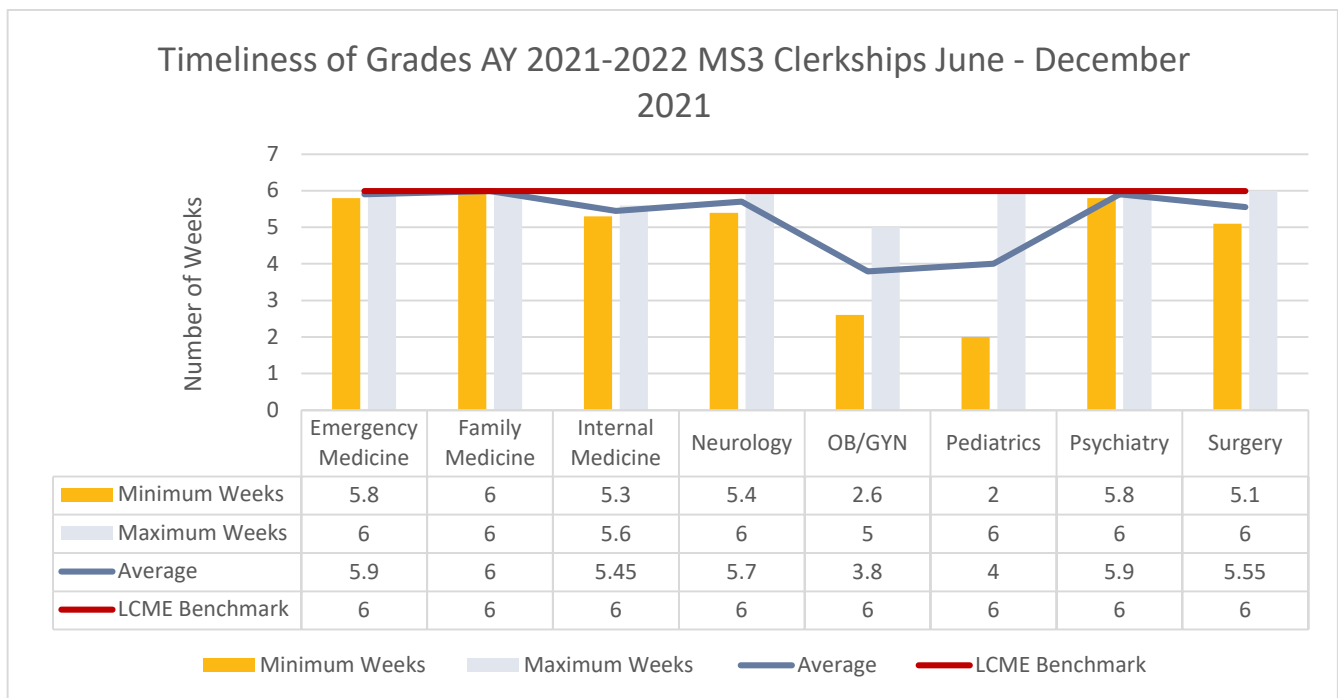


FAMILY MEDICINE SITE GRADE DISTRIBUTION					
Sites	Incomplete	Pass	High Pass	Honors	N = Total Number of students
Dr. Caspe	0	1	0	0	1
Dr. Elise Sanchez	0	0	1	0	1
Riverside University	0	2	1	0	7
UCR Citrus Tower	0	2	2	0	9
Dr. Syed Rizvi	0	0	0	1	2
Riverside Medical	0	1	0	0	1
Kaiser Rancho Cuc	1	1	0	0	4
Kaiser Moreno Val	0	0	0	1	1
Note: 15 students' grades are pending, and therefore not included in the analyses.					
Sites not included in analysis due to lacking data: None					
0% OF STUDENTS FAILED THIS CLERKSHIP					

Part 6: Timeliness of Grades

Quality Benchmark: LCME requires that all grades be visible to students prior to 6 weeks from the last day of the clerkship. For the family medicine clerkship, the average time for students to receive grades is 6 weeks. Below is a graph that compares family medicine to other required clerkships. Please note that this only captures grades that were completed prior to this report and it does not include data on those pending a grade as of 12/7/2021.

Academic Year 2021-2022						
Availability of Final Grades		Number of weeks it took for students to receive grades			Percentage of students who did not receive grades within 6 weeks.	
Year	Academic Year 2021-2022, May to November 2021	Average	Minimum	Maximum		
3	Family Medicine	6w 0d	6w 0d	6w 0d	0.0%	



University of California, Riverside School of Medicine
School of Medicine Education Building • 900 University Avenue • Riverside, CA 92521